



AFFIDAVIT


} State of Texas
} County of Carson


The members of Commissioners' Court of Carson County state as follows:


The requirements of Subsection (c) of Texas Local Government Code, S 114.026 have been met for the term of 2nd quarter 2020. The amount of cash and other assets in the custody of the County Treasurer at the time of examination are: Cash, \$21,558,762.05; and other assets (Investments and Pools)


Dan Looten, County Judge



Mike Britten, Comm. Pct. #1


James Martin, Comm. Pct. #2


Mike Jennings, Comm. Pct. #3


Kevin Howell, Comm. Pct. #4

Attest: 
Celeste Bichsel, County Clerk



FILED
2020 JUL 27 AM 10 59
CELESTE BICHSEL
COUNTY & DISTRICT CLERK
CARSON COUNTY TEXAS

ORDER APPROVING TREASURER'S MONTHLY REPORT


On the 27th day of July, 2020 the Commissioners' Court of Carson County met in regular session. Upon motion by Kevin Howell and seconded by Mike Jennings the Commissioners' Court approved and entered this order.

In compliance with Texas Local Government Code S 14.026, the Commissioners' Court have compared and examined the Treasurer's report for the term of 2nd quarter 2020 and have determined that the report is correct. The Court hereby approves the report and directs the clerk to enter the order in the minutes of the Court.

This order incorporates the Treasurer's report for the term herein above stated (a copy of which report is attached hereto) as though fully expressed herein, said report separately stating the amount received and paid from each fund since the County Treasurer's preceding report and any balances remaining in the Treasurer's custody.

Further, the affidavits are approved and this Court orders that the same be published once in the newspaper or, on the county's internet website.

Approved this 27 day of July 2020.

By: 
Dan Looten Carson County Judge

TOTAL INTEREST EARNED
APRIL MAY JUNE
2020

	BEGINNING BALANCE	QUARTER TO DATE	YEAR TO DATE	2019 YEAR END BAL
BOND	\$ -	0	\$ -	0
DEBT SERVICE FUND	\$ 6,779.93	\$ 6,189.68	\$ 12,969.61	17906.43
GENERAL	\$ 38,465.83	\$ 28,668.83	\$ 67,134.66	182880.96
PCT#1	\$ 2,673.51	\$ 1,544.66	\$ 4,218.17	11878.8
PCT#2	\$ 3,591.29	\$ 2,309.62	\$ 5,900.91	17067.6
PCT#3	\$ 2,465.64	\$ 1,328.05	\$ 3,793.69	13486.39
PCT#4	\$ 4,056.38	\$ 2,425.00	\$ 6,481.38	17944.92
INDIGENT HEALTH CARE	\$ 959.86	\$ 810.09	\$ 1,769.95	4291.14
RECORD MANAGEMENT	\$ 14.15	\$ 3.78	\$ 17.93	108.86
COURTHOUSE SECURITY	\$ 290.67	\$ 226.13	\$ 516.80	1249.03
UNEMPLOYMENT	\$ 194.77	\$ 132.49	\$ 327.26	1158.85
JP#1	\$ 12.33	\$ 3.50	\$ 15.83	60.35
JP#2	\$ 3.83	\$ 0.57	\$ 4.40	27.85
JP TECH	\$ 113.90	\$ 108.84	\$ 222.74	610.2
CO CLK	\$ 1.52	\$ 0.29	\$ 1.81	12.99
DIST CLK	\$ 13.63	\$ 2.61	\$ 16.24	157.51
CLK TECH	\$ 0.77	\$ 0.18	\$ 0.95	6.15
HOT CK COLLECTION	\$ 1.86	\$ 0.43	\$ 2.29	17.07
TOTAL INTEREST EARNED	59,639.87	43,754.75	103,394.62	268,865.10

BANK RECONCILIATIONS
JUNE 30 2020

Danice Selphover
Carson County Treasurer

Fund	Book			Bank			Explanation
	Req Bal	Deposits	Int Earned	Reconciled	OS	Bank Bal	
	6/1/2020			6/30/2020	6/30/2020	6/30/2020	
TYCLASS RESERVE Debt Fund	2096899.12	0.00	1014.05	2097913.17	0.00	2097913.17	
TEXPOOL DEBT SERVICE FUND	340615.80	0.00	60.57	340676.17	0.00	340676.17	
DEBT SERVICE CHECKING	2547.10	8471.22	0.14	11018.46	0.00	11018.46	
GENERAL	82150.16	409319.98	2.30	87952.84	0.00	87952.84	
General TEXPOOL	22393.30	0.00	3.97	22397.27	0.00	22397.27	
General TEXAS CLASS	348987.81	0.00	114.82	100802.63	0.00	100802.63	
INDIGENT HEALTH	18112.37	203.23	0.30	18295.90	0.00	18295.90	
LAW LIBRARY	4875.44	395.00	0.00	5008.44	0.00	5008.44	
R&B #1	22062.48	18993.87	2.88	19995.45	0.00	19995.45	
#1 TEXPOOL	222175.23	0.00	103.12	213305.01	0.00	213305.01	
#1 TEXAS CLASS	213205.89	0.00	2.65	39574.86	0.00	39574.86	
R&B #2	20408.82	19233.39	28.89	135004.95	0.00	135004.95	
#2 TEXPOOL	180789.95	0.00	154.82	320244.61	0.00	320244.61	
#2 TEXAS CLASS	320089.81	0.00	0.46	31760.50	0.00	31760.50	
R&B #3	183149.48	18847.33	0.46	138708.73	0.00	138708.73	
#3 TEXPOOL	374547.90	0.00	27.54	374729.05	0.00	374729.05	
#3 TEXAS CLASS	10108.41	19144.77	0.31	28730.04	0.00	28730.04	
R&B #4	226672.59	0.00	38.62	198134.09	0.00	198134.09	
#4 TEXPOOL	294007.99	0.00	142.17	8621.29	0.00	8621.29	
#4 TEXAS CLASS	8621.15	0.00	0.14	79662.57	0.00	79662.57	
CHECK COLLECTION	78628.82	2034.46	1.29	55405.78	0.00	55405.78	
RECORDS MANAGEMENT	55917.27	524.79	0.92	15533.90	0.00	15533.90	
COURTHOUSE SECURITY	15392.02	291.63	0.25	3748.11	0.00	3748.11	
JP TECHNOLOGY	3721.08	26.87	0.06	64239.48	0.00	64239.48	
CO & DT CLERK TECHNOLOGY	19231.01	45006.02	2.45	0.00	0.00	0.00	
UNEMPLOYMENT	74815.32	74815.32	0.00	73781.52	-25.20	73781.52	
R & B CLEARING	0.00	33049.80	0.00	7048.72	0.00	7048.72	
ACCOUNTS PAYABLE	0.00	179462.37	0.00	0.00	0.00	0.00	
PAYROLL CLEARING	11533.72	12191.20	0.72	11865.09	0.00	12840.89	
JP #1	11750.89	12140.52	0.19	14400.56	0.00	14400.56	
COUNTY CLERK	6357.08	9389.79	1.81	9954.90	0.00	9954.90	
DISTRICT CLERK	49108.07	25741.51	0.59	42049.56	0.00	42332.93	
SHERIFF FORFEITURE	192019.90	181129.49	0.00	371529.81	1192.82	372722.63	
OS CHECKS (v)							
DEPOSITS IN TRANSIT (v)							
RECONCILED BALANCE				83207.03	-25.20	5458747.82	
Certificates of Deposit	4200142.55	0.00	5244.32	0.00	4200142.55	0.00	
General Panhandle	1400000.00	0.00	1702.21	0.00	1400000.00	0.00	
General Strom	0.00	0.00	0.00	0.00	0.00	0.00	
General White Deer (HSB CDARS)	1083742.83	149.24	1806.35	1083992.07	0.00	1083992.07	
Bond	63000.00	0.00	48.58	60000.00	0.00	60000.00	
Chitouse Security	30000.00	0.00	36.11	30000.00	0.00	30000.00	
JP Tech	175000.00	0.00	203.23	175000.00	0.00	175000.00	
Indigent Health	45000.00	0.00	6.02	45000.00	0.00	45000.00	
R&B #1	205000.00	0.00	290.04	205000.00	0.00	205000.00	
R&B #2	350000.00	0.00	422.54	350000.00	0.00	350000.00	
R&B #3	100000.00	0.00	143.50	100000.00	0.00	100000.00	
R&B #4	390000.00	0.00	440.94	390000.00	0.00	390000.00	
Unemployment Tax	803885.38	149.24	10943.82	45000.00	799404.82	0.00	
Totals CD							

Jared Smith/TCDSR Adj - should clear next month

INDEBITNESS

BOND 4,475,000.00
 Procent #1 \$0.00
 Procent #2 \$0.00
 Procent #3 94,226.04
 Procent #4 -

CARSON COUNTY, TEXAS
CERTIFICATE OF DEPOSITS
RECONCILIATION
Date **JUNE 30 2020**

Account	Bank	CD #	Amount	Duration	APY	Maturity Date	
R&B #4	State Natl	6032	\$ 30,000.00	12	1.30%	03/24/21	
R&B #4	State Natl	6033	\$ 80,000.00	12	1.30%	03/24/21	
R&B #4	Happy CDARS	897923	\$ 100,000.00	12	2.43%	06/11/20	REINVEST
R&B #4	Happy CDARS	553601	\$ 100,000.00	12	1.88%	02/25/21	
R&B #4	Happy CDARS	561979	\$ 50,000.00	6	1.83%	08/27/20	
R&B #4	Happy CDARS	720423	\$ 50,000.00	12	0.42%	04/22/21	
R&B #4	Happy CDARS	887777	\$ 100,000.00	12	0.50%	06/10/21	NEW
			\$ 390,000.00				
General	Happy CDARS	676832	\$ 100,000.00	12	2.43%	06/04/20	REINVEST
General	Happy CDARS	676691	\$ 100,000.00	12	2.43%	06/04/20	REINVEST
General	Happy CDARS	676705	\$ 100,000.00	12	2.43%	06/04/20	REINVEST
General	Happy CDARS	878276	\$ 100,142.55	12	2.17%	08/06/20	
General	Happy CDARS	807265	\$ 100,000.00	12	2.33%	07/18/20	
General	Happy CDARS	898457	\$ 250,000.00	12	2.20%	08/13/20	
General	Happy CDARS	898465	\$ 250,000.00	12	2.20%	08/13/20	
General	Happy CDARS	960756	\$ 100,000.00	12	2.09%	08/27/20	
General	Happy CDARS	972312	\$ 200,000.00	12	2.03%	09/03/20	
General	Happy CDARS	872339	\$ 250,000.00	12	2.03%	09/03/20	
General	Happy CDARS	896606	\$ 100,000.00	12	2.20%	09/03/20	
General	Happy CDARS	278398	\$ 100,000.00	12	1.68%	12/03/20	
General	Happy CDARS	274538	\$ 100,000.00	12	1.68%	12/03/20	
General	Happy CDARS	277359	\$ 100,000.00	12	1.68%	12/03/20	
General	Happy CDARS	279327	\$ 100,000.00	12	1.68%	12/03/20	
General	Happy CDARS	379232	\$ 500,000.00	12	1.69%	12/31/20	
General	Happy CDARS	487876	\$ 100,000.00	12	1.66%	02/04/21	
General	Happy CDARS	664781	\$ 100,000.00	12	1.84%	02/25/21	
General	Happy CDARS	557319	\$ 150,000.00	9	1.83%	08/27/20	
General	Happy CDARS	553828	\$ 100,000.00	12	1.88%	02/25/21	
General	Happy CDARS	597574	\$ 100,000.00	12	1.83%	03/11/21	
General	Happy CDARS	697744	\$ 100,000.00	12	1.83%	03/11/21	
General	Happy CDARS	629556	\$ 200,000.00	6	0.69%	09/17/20	
General	Happy CDARS	629889	\$ 200,000.00	12	0.74%	03/18/21	
General	Happy CDARS	692565	\$ 100,000.00	12	0.74%	04/08/21	
General	Happy CDARS	802348	\$ 250,000.00	12	0.48%	05/13/21	
General	Happy CDARS	867717	\$ 100,000.00	12	0.48%	06/03/21	NEW
General	Happy CDARS	867725	\$ 100,000.00	12	0.48%	06/03/21	NEW
General	Happy CDARS	870476	\$ 100,000.00	12	0.48%	06/03/21	NEW
			\$ 4,200,142.55				
Bond Debit Serv	CDARS	873659	\$ 83,892.07	12	2.17%	08/08/20	
Bond Debit Serv	CDARS	893316	\$ 1,000,000.00	12	2.20%	08/08/20	
			\$ 1,083,892.07				
			\$ 2.06				
General	State Natl	5960	\$ 200,000.00	12	1.80%	09/17/20	
General	State Natl	5962	\$ 200,000.00	12	1.80%	09/27/20	
General	State Natl	6035	\$ 200,000.00	12	1.55%	04/21/21	
General	State Natl	6073	\$ 100,000.00	12	1.80%	11/20/20	
General	State Natl	6074	\$ 100,000.00	12	1.80%	11/20/20	
General	State Natl	6076	\$ 100,000.00	12	1.80%	11/20/20	
General	State Natl	6234	\$ 100,000.00	12	1.80%	01/29/21	
General	State Natl	6385	\$ 100,000.00	12	1.55%	11/24/20	
General	State Natl	100552	\$ 150,000.00	12	1.55%	02/21/21	
General	State Natl	100560	\$ 150,000.00	12	1.55%	02/21/21	
			\$ 1,400,000.00				
R&B #1	State Natl	5993	\$ 30,000.00	12	1.30%	03/27/21	
R&B #1	State Natl	5939	\$ 50,000.00	12	0.65%	08/14/21	ROLLOVER
R&B #1	State Natl	6047	\$ 75,000.00	12	0.65%	06/05/21	ROLLOVER
R&B #1	State Natl	6240	\$ 50,000.00	6	0.55%	11/01/20	
			\$ 205,000.00				
R&B #2	State Natl	5998	\$ 100,000.00	12	1.80%	03/11/21	
R&B #2	State Natl	6043	\$ 100,000.00	12	0.90%	05/07/21	
R&B #2	State Natl	6058	\$ 50,000.00	12	0.65%	06/11/21	ROLLOVER
R&B #2	State Natl	6070	\$ 50,000.00	6	0.55%	11/20/20	
R&B #2	State Natl	100595	\$ 50,000.00	6	1.80%	09/10/20	
			\$ 350,000.00				
R&B #3	Happy/CDARS	244779	\$ 50,000.00	12	1.66	11/19/20	
R&B #3	Happy/CDARS	661987	\$ 50,000.00	6	1.83	08/27/20	
			\$ 100,000.00				
IHC	Happy/CDARS	682047	\$ 25,000.00	12	2.43%	06/11/20	REINVESTED
IHC	Happy/CDARS	624895	\$ 25,000.00	12	1.88%	02/18/21	
IHC	Happy/CDARS	120468	\$ 75,000.00	12	1.67%	10/15/20	
IHC	Happy/CDARS	825428	\$ 50,000.00	12	0.48%	05/20/21	
IHC	Happy/CDARS	890107	\$ 25,000.00	12	0.50%	06/10/21	NEW
			\$ 175,000.00				
Unemployment	Happy/CDARS	278827	\$ 45,000.00	6	1.63%	09/04/20	MATURED
			\$ 45,000.00				
CTHouse Sec.	State Natl	6222	\$ 30,000.00	6	0.80%	10/22/20	
CTHouse Sec.	Happy/CDARS	683782	\$ 30,000.00	12	2.43%	06/11/20	REINVESTED
CTHouse Sec.	Happy/CDARS	890263	\$ 30,000.00	12	0.60%	06/10/21	NEW
			\$ 60,000.00				
JP Technology	State Natl	6113	\$ 20,000.00	12	1.30%	10/17/20	
JP Technology	Happy/CDARS	431714	\$ 10,000.00	6	1.71%	07/23/20	
			\$ 30,000.00				
			\$ 8,039,034.62		1.440%		



Summary Statement

June 2020

Carson County

P.O. Box 365
Panhandle, TX 79068

TXCLASS	Beginning Balance	Contributions	Withdrawals	Income Earned	Income Earned YTD	Average Monthly Yield: 0.59%	
						Average Daily Balance	Month End Balance
TX-01-0463-0001 CARSON COUNTY GENERAL FUND	348,687.81	0.00	248,000.00	114.82	2,118.20	234,564.25	100,802.63
TX-01-0463-0002 CARSON COUNTY PRECINCT #1	213,205.89	0.00	0.00	103.12	1,328.10	213,261.37	213,309.01
TX-01-0463-0003 CARSON COUNTY PRECINCT #2	320,089.81	0.00	0.00	154.80	1,993.85	320,173.08	320,244.61
TX-01-0463-0004 CARSON COUNTY PRECINCT #3	374,547.90	0.00	0.00	181.15	2,333.06	374,645.35	374,729.05
TX-01-0463-0005 CARSON COUNTY PRECINCT #4	294,007.99	0.00	0.00	142.17	1,831.35	294,084.47	294,150.16
TX-01-0463-0006 TXCLASS RESERVE DEBIT FUND	2,096,899.12	0.00	0.00	1,014.05	13,061.40	2,097,444.63	2,097,913.17
Total	3,647,438.52	0.00	248,000.00	1,710.11	22,665.96	3,534,173.14	3,401,148.63

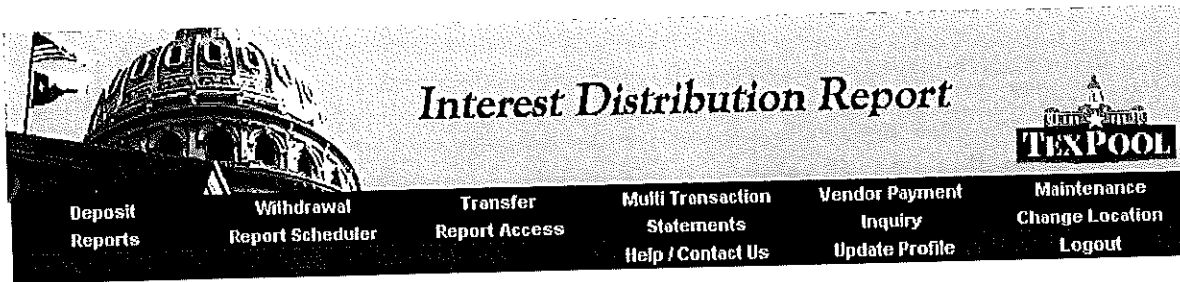


Daily Rates

June 2020

TXCLASS

Date	Dividend Rate	Daily Yield
01-Jun-20	0.000016968	0.62%
02-Jun-20	0.000017062	0.62%
03-Jun-20	0.000016904	0.62%
04-Jun-20	0.000016864	0.62%
05-Jun-20	0.000016533	0.61%
06-Jun-20	0.000016533	0.61%
07-Jun-20	0.000016533	0.61%
08-Jun-20	0.000016533	0.61%
09-Jun-20	0.000016418	0.60%
10-Jun-20	0.000016402	0.60%
11-Jun-20	0.000016203	0.59%
12-Jun-20	0.000016147	0.59%
13-Jun-20	0.000016147	0.59%
14-Jun-20	0.000016147	0.59%
15-Jun-20	0.000016087	0.59%
16-Jun-20	0.000016053	0.59%
17-Jun-20	0.000016093	0.59%
18-Jun-20	0.000016014	0.59%
19-Jun-20	0.000015836	0.58%
20-Jun-20	0.000015836	0.58%
21-Jun-20	0.000015836	0.58%
22-Jun-20	0.000015773	0.58%
23-Jun-20	0.000015524	0.57%
24-Jun-20	0.000015451	0.57%
25-Jun-20	0.000015576	0.57%
26-Jun-20	0.000015628	0.57%
27-Jun-20	0.000015628	0.57%
28-Jun-20	0.000015628	0.57%
29-Jun-20	0.000015869	0.58%
30-Jun-20	0.000015267	0.56%



The banner features a grayscale image of the Texas State Capitol dome on the left. To the right, the text "Interest Distribution Report" is prominently displayed in a serif font. Below this, a navigation menu is presented in a dark, textured bar with white text. The menu items are: Deposit Reports, Withdrawal Report Scheduler, Transfer Report Access, Multi Transaction Statements Help / Contact Us, Vendor Payment Inquiry Update Profile, and Maintenance Change Location Logout. On the far right of the banner is the "TEXPOOL" logo, which includes a small graphic of a building above the text.

Interest Distribution Report

Interest Distribution Report

Generated: 07/01/2020
Settlement Date: 06/30/2020

Location : 77244
Location Name : CARSON COUNTY

Only accounts earning interest during the prior month will show on this report. Those account balances can be viewed on the Summary Statement available under the Statements tab.

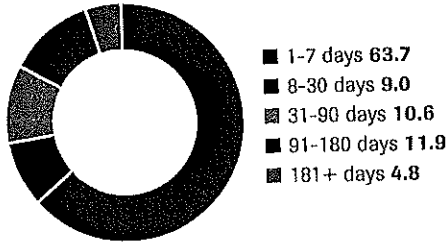
Pool Number/Name	Account Number	Account Name	Interest Amount	Month End Balance
449/TexPool	330100001	GENERAL FUND	\$3.97	\$22,397.27
449/TexPool	330100002	PRECINT 2	\$26.89	\$135,004.95
449/TexPool	330100003	PRECINT 4	\$38.62	\$198,134.09
449/TexPool	330100004	PRECINT 3	\$27.54	\$138,708.73
449/TexPool	330100005	PRECINT 1	\$38.08	\$199,965.45
449/TexPool	330100006	DEBT SERVICE FUND	\$60.57	\$340,676.17
TexPool Totals:			\$195.67	\$1,034,886.66
Locations Totals			\$195.67	\$1,034,886.66

Only accounts earning interest during the prior month will show on this report. Those account balances can be viewed on the Summary Statement available under the Statements tab.



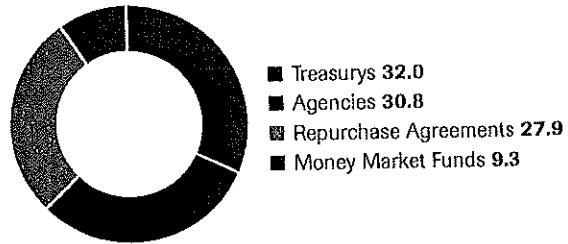
Portfolio by Maturity (%)

As of May 31, 2020



Portfolio by Type of Investment (%)

As of May 31, 2020



Portfolio Asset Summary as of May 31, 2020

	Book Value	Market Value
Uninvested Balance	\$646.36	\$646.36
Receivable for Investments Sold	0.00	0.00
Accrual of Interest Income	12,876,227.67	12,876,227.67
Interest and Management Fees Payable	-6,330,736.51	-6,330,736.51
Payable for Investments Purchased	-629,732,075.00	-629,732,075.00
Accrued Expenses & Taxes	-89,938.47	-89,938.47
Repurchase Agreements	7,887,035,000.00	7,887,035,000.00
Mutual Fund Investments	2,632,074,000.00	2,632,074,000.00
Government Securities	8,687,747,772.10	8,688,468,485.05
U.S. Treasury Inflation Protected Securities	1,107,344,334.32	1,108,388,252.89
U.S. Treasury Bills	6,428,861,045.69	6,430,425,588.21
U.S. Treasury Notes	1,558,926,928.50	1,565,018,376.47
Total	\$27,678,713,202.66	\$27,688,133,826.68

Market value of collateral supporting the Repurchase Agreements is at least 102% of the Book Value. The portfolio is managed by Federated Investment Counseling and the assets are safe kept in a separate custodial account at State Street Bank in the name of TexPool. The only source of payment to the Participants is the assets of TexPool. There is no secondary source of payment for the pool such as insurance or State guarantee. Should you require a copy of the portfolio, please contact TexPool Participant Services.

Participant Summary

	Number of Participants	Balance
School District	598	\$8,573,354,129.88
Higher Education	59	\$1,468,666,711.82
Healthcare	86	\$1,307,360,056.42
Utility District	831	\$3,347,589,160.88
City	479	\$7,440,131,210.04
County	189	\$8,159,744,726.41
Other	371	\$2,381,559,991.85

**Definition of Weighted Average Maturity and Weighted Average Life

WAM is the mean average of the periods of time remaining until the securities held in TexPool (a) are scheduled to be repaid, (b) would be repaid upon a demand by TexPool, or (c) are scheduled to have their interest rate readjusted to reflect current market rates. Securities with adjustable rates payable upon demand are treated as maturing on the earlier of the two dates set forth in (b) and (c) if their scheduled maturity is 397 days or less; and the later of the two dates set forth in (b) and (c) if their scheduled maturity is more than 397 days. The mean is weighted based on the percentage of the amortized cost of the portfolio invested in each period.

WAL is calculated in the same manner as WAM, but is based solely on the periods of time remaining until the securities held in TexPool (a) are scheduled to be repaid or (b) would be repaid upon a demand by TexPool, without reference to when interest rates of securities within TexPool are scheduled to be readjusted.



Daily Summary

Date	Money Mkt. Fund Equiv. (SEC Std.)	Dividend Factor	TexPool Invested Balance	NAV	WAM Days	WAL Days
5/1	0.3223%	0.000008831	\$27,991,359,825.61	1.00040	31	104
5/2	0.3223%	0.000008831	\$27,991,359,825.61	1.00040	31	104
5/3	0.3223%	0.000008831	\$27,991,359,825.61	1.00040	31	104
5/4	0.3244%	0.000008887	\$27,827,348,012.81	1.00039	29	105
5/5	0.3213%	0.000008803	\$27,776,458,582.21	1.00038	30	109
5/6	0.3083%	0.000008447	\$27,739,090,062.04	1.00037	30	109
5/7	0.3099%	0.000008493	\$27,942,747,607.03	1.00036	30	108
5/8	0.2866%	0.000007853	\$28,094,530,061.55	1.00036	30	107
5/9	0.2866%	0.000007853	\$28,094,530,061.55	1.00036	30	107
5/10	0.2866%	0.000007853	\$28,094,530,061.55	1.00036	30	107
5/11	0.2887%	0.000007909	\$28,067,522,286.81	1.00035	31	106
5/12	0.2844%	0.000007793	\$28,011,045,034.33	1.00034	31	106
5/13	0.2803%	0.000007680	\$28,003,556,256.00	1.00034	31	105
5/14	0.2686%	0.000007359	\$27,885,140,797.12	1.00035	32	108
5/15	0.2671%	0.000007317	\$27,840,379,105.71	1.00039	33	109
5/16	0.2671%	0.000007317	\$27,840,379,105.71	1.00039	33	109
5/17	0.2671%	0.000007317	\$27,840,379,105.71	1.00039	33	109
5/18	0.2566%	0.000007029	\$28,017,794,766.19	1.00042	32	106
5/19	0.2532%	0.000006937	\$28,152,956,309.47	1.00041	33	106
5/20	0.2363%	0.000006475	\$28,133,811,556.71	1.00041	34	106
5/21	0.2304%	0.000006313	\$28,092,446,680.04	1.00041	34	107
5/22	0.2273%	0.000006227	\$28,307,715,191.44	1.00038	35	106
5/23	0.2273%	0.000006227	\$28,307,715,191.44	1.00038	35	106
5/24	0.2273%	0.000006227	\$28,307,715,191.44	1.00038	35	106
5/25	0.2273%	0.000006227	\$28,307,715,191.44	1.00038	35	106
5/26	0.2457%	0.000006731	\$28,117,921,186.07	1.00037	34	107
5/27	0.2428%	0.000006651	\$27,950,554,513.23	1.00037	35	107
5/28	0.2354%	0.000006450	\$27,927,600,399.83	1.00036	35	108
5/29	0.2331%	0.000006386	\$27,678,713,202.66	1.00035	36	109
5/30	0.2331%	0.000006386	\$27,678,713,202.66	1.00035	36	109
5/31	0.2331%	0.000006386	\$27,678,713,202.66	1.00035	36	109
Average:	0.2685%	0.000007356	\$27,990,041,980.72	1.00038	33	107

Happy State Bank
 Attn: Accounting Dept
 P.O. Box 68
 Happy, TX 79042

Date 06/30/20
 Page 1 of 6



002533 XB7ND401 000000
 CARSON COUNTY
 GENERAL FUND
 BOX 365
 PANHANDLE, TX 79068



Subject: CDARS® Customer Statement

Legal Account Title: CARSON COUNTY
 GENERAL FUND

Below is a summary of your certificate(s) of deposit, which we are holding for you as your custodian. These certificate(s) of deposit have been issued through CDARS by one or more FDIC-insured depository institutions. Should you have any questions, please contact us at 806-558-2265 or send an email to customerservice@happybank.com.

Summary of Accounts Reflecting Placements Through CDARS

Account ID	Effective Date	Maturity Date	Interest Rate	Opening Balance	Ending Balance
1023487876	02/06/20	02/04/21	1.6661%	\$100,000.00	\$100,000.00
1023802348	05/14/20	05/13/21	0.45894%	\$250,000.00	\$250,000.00
1023814982	05/14/20	05/13/21	0.45894%	\$250,000.00	\$250,000.00
1022807265	07/18/19	07/16/20	2.33267%	\$100,000.00	\$100,000.00
1022876275	08/08/19	08/06/20	2.16644%	\$100,142.55	\$100,142.55
1022898457	08/15/19	08/13/20	2.19579%	\$250,000.00	\$250,000.00
1022898465	08/15/19	08/13/20	2.19579%	\$250,000.00	\$250,000.00
1022960756	08/29/19	08/27/20	2.08812%	\$100,000.00	\$100,000.00
1022972312	09/05/19	09/03/20	2.02933%	\$200,000.00	\$200,000.00
1022972339	09/05/19	09/03/20	2.02933%	\$250,000.00	\$250,000.00
1022989606	09/05/19	09/03/20	2.19579%	\$100,000.00	\$100,000.00
1023278398	12/05/19	12/03/20	1.67592%	\$100,000.00	\$100,000.00
1023379232	01/02/20	12/31/20	1.69067%	\$500,000.00	\$500,000.00
TOTAL				\$2,550,142.55	\$2,550,142.55



ACCOUNT OVERVIEW

Account ID: 1022807265
 Product Name: 52-WEEK PUBLIC FUND CD
 Interest Rate: 2.33267%
 Account Balance: \$100,000.00
 The Annual Percentage Yield Earned Is 2.36%.

Effective Date: 07/18/19
 Maturity Date: 07/16/20
 YTD Interest Paid: \$1,164.23
 Int Earned Since Last Stmt: \$191.90

CD Issued by BTH Bank NA

YTD Interest Paid:	\$1,164.23	05/30/20	OPENING BALANCE	\$100,000.00
Int Earned Since Last Stmt:	\$191.90	06/30/20	Interest Payment	191.90
		06/30/20	Interest Payout To Account 10006	-191.90
		06/30/20	ENDING BALANCE	\$100,000.00

ACCOUNT OVERVIEW

Account ID: 1022876275
 Product Name: 52-WEEK PUBLIC FUND CD
 Interest Rate: 2.16644%
 Account Balance: \$100,142.55
 The Annual Percentage Yield Earned Is 2.19%.

Effective Date: 08/08/19
 Maturity Date: 08/06/20
 YTD Interest Paid: \$1,082.75
 Int Earned Since Last Stmt: \$178.47

CD Issued by Live Oak Banking Company

YTD Interest Paid:	\$1,082.75	05/30/20	OPENING BALANCE	\$100,142.55
Int Earned Since Last Stmt:	\$178.47	06/30/20	Interest Payment	178.47
		06/30/20	Interest Payout To Account 10006	-178.47
		06/30/20	ENDING BALANCE	\$100,142.55

ACCOUNT OVERVIEW

Account ID: 1022898457
 Product Name: 52-WEEK PUBLIC FUND CD
 Interest Rate: 2.19579%
 Account Balance: \$250,000.00
 The Annual Percentage Yield Earned Is 2.22%.

Effective Date: 08/15/19
 Maturity Date: 08/13/20
 YTD Interest Paid: \$2,739.65
 Int Earned Since Last Stmt: \$451.59

CD Issued by BCB Community Bank

YTD Interest Paid:	\$2,641.02	05/30/20	OPENING BALANCE	\$241,000.01
Int Earned Since Last Stmt:	\$435.33	06/30/20	Interest Payment	435.33
		06/30/20	Interest Payout To Account 10006	-435.33
		06/30/20	ENDING BALANCE	\$241,000.01

CD Issued by CapStar Bank

YTD Interest Paid:	\$98.63	05/30/20	OPENING BALANCE	\$9,000.01
Int Earned Since Last Stmt:	\$16.26	06/30/20	Interest Payment	16.26
		06/30/20	Interest Payout To Account 10006	-16.26
		06/30/20	ENDING BALANCE	\$9,000.01

ACCOUNT OVERVIEW

Account ID: 1022898465
Product Name: 52-WEEK PUBLIC FUND CD
Interest Rate: 2.19579%
Account Balance: \$250,000.00
The Annual Percentage Yield Earned is 2.22%.

Effective Date: 08/15/19
Maturity Date: 08/13/20
YTD Interest Paid: \$2,739.63
Int Earned Since Last Stmt: \$451.58

CD Issued by CapStar Bank

YTD Interest Paid:	\$2,542.38	05/30/20	OPENING BALANCE	\$232,000.00
Int Earned Since Last Stmt:	\$419.07	06/30/20	Interest Payment	419.07
		06/30/20	Interest Payout To Account 10006	-419.07
		06/30/20	ENDING BALANCE	\$232,000.00

CD Issued by Park National Bank

YTD Interest Paid:	\$197.25	05/30/20	OPENING BALANCE	\$18,000.00
Int Earned Since Last Stmt:	\$32.51	06/30/20	Interest Payment	32.51
		06/30/20	Interest Payout To Account 10006	-32.51
		06/30/20	ENDING BALANCE	\$18,000.00

ACCOUNT OVERVIEW

Account ID: 1022960756
Product Name: 52-WEEK PUBLIC FUND CD
Interest Rate: 2.08812%
Account Balance: \$100,000.00
The Annual Percentage Yield Earned is 2.11%.

Effective Date: 08/29/19
Maturity Date: 08/27/20
YTD Interest Paid: \$1,042.08
Int Earned Since Last Stmt: \$171.77

CD Issued by Western Alliance Bank

YTD Interest Paid:	\$1,042.08	05/30/20	OPENING BALANCE	\$100,000.00
Int Earned Since Last Stmt:	\$171.77	06/30/20	Interest Payment	171.77
		06/30/20	Interest Payout To Account 10006	-171.77
		06/30/20	ENDING BALANCE	\$100,000.00

ACCOUNT OVERVIEW

Account ID: 1022972312
Product Name: 52-WEEK PUBLIC FUND CD
Interest Rate: 2.02933%
Account Balance: \$200,000.00
The Annual Percentage Yield Earned is 2.05%.

Effective Date: 09/05/19
Maturity Date: 09/03/20
YTD Interest Paid: \$2,025.41
Int Earned Since Last Stmt: \$333.86

CD Issued by BTH Bank NA

YTD Interest Paid:	\$901.31	05/30/20	OPENING BALANCE	\$89,000.00
Int Earned Since Last Stmt:	\$148.57	06/30/20	Interest Payment	148.57
		06/30/20	Interest Payout To Account 10006	-148.57
		06/30/20	ENDING BALANCE	\$89,000.00

CD Issued by KS StateBank

YTD Interest Paid:	\$1,124.10	05/30/20	OPENING BALANCE	\$111,000.00
Int Earned Since Last Stmt:	\$185.29	06/30/20	Interest Payment	185.29
		06/30/20	Interest Payout To Account 10006	-185.29
		06/30/20	ENDING BALANCE	\$111,000.00



ACCOUNT OVERVIEW

Account ID: 1022972339
 Product Name: 52-WEEK PUBLIC FUND CD
 Interest Rate: 2.02933%
 Account Balance: \$250,000.00
 The Annual Percentage Yield Earned Is 2.05%.

Effective Date: 09/05/19
 Maturity Date: 09/03/20
 YTD Interest Paid: \$2,531.79
 Int Earned Since Last Stmt: \$417.32

CD Issued by BTH Bank NA

YTD Interest Paid:	\$526.61	05/30/20	OPENING BALANCE	\$52,000.00
Int Earned Since Last Stmt:	\$86.80	06/30/20	Interest Payment	86.80
		06/30/20	Interest Payout To Account 10006	-86.80
		06/30/20	ENDING BALANCE	\$52,000.00

CD Issued by Park National Bank

YTD Interest Paid:	\$2,005.18	05/30/20	OPENING BALANCE	\$198,000.00
Int Earned Since Last Stmt:	\$330.52	06/30/20	Interest Payment	330.52
		06/30/20	Interest Payout To Account 10006	-330.52
		06/30/20	ENDING BALANCE	\$198,000.00

ACCOUNT OVERVIEW

Account ID: 1022989606
 Product Name: 52-WEEK PUBLIC FUND CD
 Interest Rate: 2.19579%
 Account Balance: \$100,000.00
 The Annual Percentage Yield Earned Is 2.22%.

Effective Date: 09/05/19
 Maturity Date: 09/03/20
 YTD Interest Paid: \$1,095.85
 Int Earned Since Last Stmt: \$180.63

CD Issued by KS StateBank

YTD Interest Paid:	\$1,095.85	05/30/20	OPENING BALANCE	\$100,000.00
Int Earned Since Last Stmt:	\$180.63	06/30/20	Interest Payment	180.63
		06/30/20	Interest Payout To Account 10006	-180.63
		06/30/20	ENDING BALANCE	\$100,000.00

ACCOUNT OVERVIEW

Account ID: 1023278398
 Product Name: 52-WEEK PUBLIC FUND CD
 Interest Rate: 1.67592%
 Account Balance: \$100,000.00
 The Annual Percentage Yield Earned Is 1.69%.

Effective Date: 12/05/19
 Maturity Date: 12/03/20
 YTD Interest Paid: \$836.25
 Int Earned Since Last Stmt: \$137.84

CD Issued by Republic Bank & Trust Company

YTD Interest Paid:	\$37.63	05/30/20	OPENING BALANCE	\$4,500.00
Int Earned Since Last Stmt:	\$6.20	06/30/20	Interest Payment	6.20
		06/30/20	Interest Payout To Account 10006	-6.20
		06/30/20	ENDING BALANCE	\$4,500.00

CD Issued by TIAA, FSB

YTD Interest Paid:	\$798.62	05/30/20	OPENING BALANCE	\$95,500.00
Int Earned Since Last Stmt:	\$131.64	06/30/20	Interest Payment	131.64
		06/30/20	Interest Payout To Account 10006	-131.64
		06/30/20	ENDING BALANCE	\$95,500.00

ACCOUNT OVERVIEW

Account ID: 1023379232
 Product Name: 52-WEEK PUBLIC FUND CD
 Interest Rate: 1.69067%
 Account Balance: \$500,000.00
 The Annual Percentage Yield Earned Is 1.71%.

Effective Date: 01/02/20
 Maturity Date: 12/31/20
 YTD Interest Paid: \$4,194.80
 Int Earned Since Last Stmt: \$695.27

CD Issued by Central Bank of the Ozarks

YTD Interest Paid:	\$2,021.90	05/30/20	OPENING BALANCE	\$241,000.00
Int Earned Since Last Stmt:	\$335.12	06/30/20	Interest Payment	335.12
		06/30/20	Interest Payout To Account 10006	-335.12
		06/30/20	ENDING BALANCE	\$241,000.00

CD Issued by CIT Bank, N.A.

YTD Interest Paid:	\$2,021.90	05/30/20	OPENING BALANCE	\$241,000.00
Int Earned Since Last Stmt:	\$335.12	06/30/20	Interest Payment	335.12
		06/30/20	Interest Payout To Account 10006	-335.12
		06/30/20	ENDING BALANCE	\$241,000.00

CD Issued by FVCbank

YTD Interest Paid:	\$151.00	05/30/20	OPENING BALANCE	\$18,000.00
Int Earned Since Last Stmt:	\$25.03	06/30/20	Interest Payment	25.03
		06/30/20	Interest Payout To Account 10006	-25.03
		06/30/20	ENDING BALANCE	\$18,000.00

ACCOUNT OVERVIEW

Account ID: 1023487876
 Product Name: 52-WEEK PUBLIC FUND CD
 Interest Rate: 1.6661%
 Account Balance: \$100,000.00
 The Annual Percentage Yield Earned Is 1.68%.

Effective Date: 02/06/20
 Maturity Date: 02/04/21
 YTD Interest Paid: \$666.89
 Int Earned Since Last Stmt: \$137.03

CD Issued by Bank of the West

YTD Interest Paid:	\$310.11	05/30/20	OPENING BALANCE	\$46,500.00
Int Earned Since Last Stmt:	\$63.72	06/30/20	Interest Payment	63.72
		06/30/20	Interest Payout To Account 10006	-63.72
		06/30/20	ENDING BALANCE	\$46,500.00

CD Issued by TriState Capital Bank

YTD Interest Paid:	\$356.78	05/30/20	OPENING BALANCE	\$53,500.00
Int Earned Since Last Stmt:	\$73.31	06/30/20	Interest Payment	73.31
		06/30/20	Interest Payout To Account 10006	-73.31
		06/30/20	ENDING BALANCE	\$53,500.00



ACCOUNT OVERVIEW

Account ID: 1023802348
 Product Name: 52-WEEK PUBLIC FUND CD
 Interest Rate: 0.45894%
 Account Balance: \$250,000.00
 The Annual Percentage Yield Earned is 0.46%.

Effective Date: 05/14/20
 Maturity Date: 05/13/21
 YTD Interest Paid: \$150.90
 Int Earned Since Last Stmt: \$94.32

CD Issued by Chemung Canal Trust Company

YTD Interest Paid:	\$140.04	05/30/20	OPENING BALANCE	\$232,000.00
Int Earned Since Last Stmt:	\$87.53	06/30/20	Interest Payment	87.53
		06/30/20	Interest Payout To Account 10006	-87.53
		06/30/20	ENDING BALANCE	\$232,000.00

CD Issued by Pinnacle Bank

YTD Interest Paid:	\$10.86	05/30/20	OPENING BALANCE	\$18,000.00
Int Earned Since Last Stmt:	\$6.79	06/30/20	Interest Payment	6.79
		06/30/20	Interest Payout To Account 10006	-6.79
		06/30/20	ENDING BALANCE	\$18,000.00

ACCOUNT OVERVIEW

Account ID: 1023814982
 Product Name: 52-WEEK PUBLIC FUND CD
 Interest Rate: 0.45894%
 Account Balance: \$250,000.00
 The Annual Percentage Yield Earned is 0.46%.

Effective Date: 05/14/20
 Maturity Date: 05/13/21
 YTD Interest Paid: \$150.92
 Int Earned Since Last Stmt: \$94.33

CD Issued by Chemung Canal Trust Company

YTD Interest Paid:	\$5.44	05/30/20	OPENING BALANCE	\$9,000.00
Int Earned Since Last Stmt:	\$3.40	06/30/20	Interest Payment	3.40
		06/30/20	Interest Payout To Account 10006	-3.40
		06/30/20	ENDING BALANCE	\$9,000.00

CD Issued by Seaside National Bank & Trust

YTD Interest Paid:	\$145.48	05/30/20	OPENING BALANCE	\$241,000.00
Int Earned Since Last Stmt:	\$90.93	06/30/20	Interest Payment	90.93
		06/30/20	Interest Payout To Account 10006	-90.93
		06/30/20	ENDING BALANCE	\$241,000.00

Thank you for your business.

Happy State Bank
Attn: Accounting Dept
P.O. Box 68
Happy, TX 79042

Date
Page

06/30/20
1 of 2



002019 XB7ND401 000000
CARSON COUNTY GENERAL FUND
BOX 365
PANHANDLE, TX 79068



Subject: CDARS® Customer Statement

Legal Account Title: CARSON COUNTY GENERAL FUND

Below is a summary of your certificate(s) of deposit, which we are holding for you as your custodian. These certificate(s) of deposit have been issued through CDARS by one or more FDIC-insured depository institutions. Should you have any questions, please contact us at 806-558-2265 or send an email to customerservice@happybank.com.

Summary of Accounts Reflecting Placements Through CDARS

Account ID	Effective Date	Maturity Date	Interest Rate	Opening Balance	Ending Balance
1023557319	02/27/20	08/27/20	1.83316%	\$150,000.00	\$150,000.00
1023553828	02/27/20	02/25/21	1.88222%	\$100,000.00	\$100,000.00
TOTAL				\$250,000.00	\$250,000.00



ACCOUNT OVERVIEW

Account ID: 1023557319
Product Name: 26-WEEK PUBLIC FUND CD
Interest Rate: 1.83316%
Account Balance: \$150,000.00
 The Annual Percentage Yield Earned Is 1.85%.

Effective Date: 02/27/20
Maturity Date: 08/27/20
YTD Interest Paid: \$942.38
Int Earned Since Last Stmt: \$226.17

CD Issued by Bankers Bank

YTD Interest Paid:	\$942.38	05/30/20	OPENING BALANCE	\$150,000.00
Int Earned Since Last Stmt:	\$226.17	06/30/20	Interest Payment	226.17
		06/30/20	Interest Payout To Account 10006	-226.17
		06/30/20	ENDING BALANCE	\$150,000.00

ACCOUNT OVERVIEW

Account ID: 1023553828
Product Name: 52-WEEK PUBLIC FUND CD
Interest Rate: 1.88222%
Account Balance: \$100,000.00
 The Annual Percentage Yield Earned Is 1.90%.

Effective Date: 02/27/20
Maturity Date: 02/25/21
YTD Interest Paid: \$645.07
Int Earned Since Last Stmt: \$154.82

CD Issued by Partners Bank

YTD Interest Paid:	\$645.07	05/30/20	OPENING BALANCE	\$100,000.00
Int Earned Since Last Stmt:	\$154.82	06/30/20	Interest Payment	154.82
		06/30/20	Interest Payout To Account 10006	-154.82
		06/30/20	ENDING BALANCE	\$100,000.00

Thank you for your business.

Happy State Bank
 Attn: Accounting Dept
 P.O. Box 68
 Happy, TX 79042

Date 06/30/20
 Page 1 of 4



002481
 002481 XB7ND401 000000
 CARSON COUNTY
 GENERAL
 BOX 365
 PANHANDLE, TX 79068



Subject: CDARS® Customer Statement

Legal Account Title: CARSON COUNTY
 GENERAL

Below is a summary of your certificate(s) of deposit, which we are holding for you as your custodian. These certificate(s) of deposit have been issued through CDARS by one or more FDIC-insured depository institutions. Should you have any questions, please contact us at 806-558-2265 or send an email to customerservice@happybank.com.

Summary of Accounts Reflecting Placements Through CDARS

Account ID	Effective Date	Maturity Date	Interest Rate	Opening Balance	Ending Balance
1023629956	03/19/20	09/17/20	0.68765%	\$200,000.00	\$200,000.00
1023629999	03/19/20	03/18/21	0.73729%	\$200,000.00	\$200,000.00
1023867717	06/04/20	06/03/21	0.47887%	\$0.00	\$100,000.00
1023867725	06/04/20	06/03/21	0.47887%	\$0.00	\$100,000.00
1023870475	06/04/20	06/03/21	0.47887%	\$0.00	\$100,000.00
1023277359	12/05/19	12/03/20	1.67592%	\$100,000.00	\$100,000.00
1023279327	12/05/19	12/03/20	1.67592%	\$100,000.00	\$100,000.00
TOTAL				\$600,000.00	\$900,000.00



ACCOUNT OVERVIEW

Account ID: 1023629956
 Product Name: 26-WEEK PUBLIC FUND CD
 Interest Rate: 0.68765%
 Account Balance: \$200,000.00
 The Annual Percentage Yield Earned Is 0.69%.

Effective Date: 03/19/20
 Maturity Date: 09/17/20
 YTD Interest Paid: \$391.97
 Int Earned Since Last Stmt: \$113.07

CD Issued by Parke Bank

YTD Interest Paid:	\$391.97	05/30/20	OPENING BALANCE	\$200,000.00
Int Earned Since Last Stmt:	\$113.07	06/30/20	Interest Payment	.113.07
		06/30/20	Interest Payout To Account 10006	-113.07
		06/30/20	ENDING BALANCE	\$200,000.00

ACCOUNT OVERVIEW

Account ID: 1023277359
 Product Name: 52-WEEK PUBLIC FUND CD
 Interest Rate: 1.67592%
 Account Balance: \$100,000.00
 The Annual Percentage Yield Earned Is 1.69%.

Effective Date: 12/05/19
 Maturity Date: 12/03/20
 YTD Interest Paid: \$836.24
 Int Earned Since Last Stmt: \$137.84

CD Issued by TIAA, FSB

YTD Interest Paid:	\$836.24	05/30/20	OPENING BALANCE	\$100,000.00
Int Earned Since Last Stmt:	\$137.84	06/30/20	Interest Payment	137.84
		06/30/20	Interest Payout To Account 10006	-137.84
		06/30/20	ENDING BALANCE	\$100,000.00

ACCOUNT OVERVIEW

Account ID: 1023279327
 Product Name: 52-WEEK PUBLIC FUND CD
 Interest Rate: 1.67592%
 Account Balance: \$100,000.00
 The Annual Percentage Yield Earned Is 1.69%.

Effective Date: 12/05/19
 Maturity Date: 12/03/20
 YTD Interest Paid: \$836.24
 Int Earned Since Last Stmt: \$137.84

CD Issued by Republic Bank & Trust Company

YTD Interest Paid:	\$836.24	05/30/20	OPENING BALANCE	\$100,000.00
Int Earned Since Last Stmt:	\$137.84	06/30/20	Interest Payment	137.8
		06/30/20	Interest Payout To Account 10006	-137.8
		06/30/20	ENDING BALANCE	\$100,000.00

ACCOUNT OVERVIEW

Account ID: 1023629999
 Product Name: 52-WEEK PUBLIC FUND CD
 Interest Rate: 0.73729%
 Account Balance: \$200,000.00
 The Annual Percentage Yield Earned Is 0.74%.

Effective Date: 03/19/20
 Maturity Date: 03/18/21
 YTD Interest Paid: \$420.27
 Int Earned Since Last Stmt: \$121.23

CD Issued by Amalgamated Bank

YTD Interest Paid:	\$367.74	05/30/20	OPENING BALANCE	\$175,000.00
Int Earned Since Last Stmt:	\$106.08	06/30/20	Interest Payment	106.08
		06/30/20	Interest Payout To Account 10006	-106.08
		06/30/20	ENDING BALANCE	\$175,000.00

CD Issued by Park National Bank

YTD Interest Paid:	\$52.53	05/30/20	OPENING BALANCE	\$25,000.00
Int Earned Since Last Stmt:	\$15.15	06/30/20	Interest Payment	15.15
		06/30/20	Interest Payout To Account 10006	-15.15
		06/30/20	ENDING BALANCE	\$25,000.00

ACCOUNT OVERVIEW

Account ID:	1023867717	Effective Date:	06/04/20
Product Name:	52-WEEK PUBLIC FUND CD	Maturity Date:	06/03/21
Interest Rate:	0.47887%	YTD Interest Paid:	\$35.43
Account Balance:	\$100,000.00	Int Earned Since Last Stmt:	\$35.43

The Annual Percentage Yield Earned is 0.48%.

CD Issued by Bank of China

YTD Interest Paid:	\$35.43	06/04/20	OPENING BALANCE	\$0.00
Int Earned Since Last Stmt:	\$35.43	06/04/20	Deposit	100,000.00
		06/30/20	Interest Payment	35.43
		06/30/20	Interest Payout To Account 10006	-35.43
		06/30/20	ENDING BALANCE	\$100,000.00

ACCOUNT OVERVIEW

Account ID:	1023867725	Effective Date:	06/04/20
Product Name:	52-WEEK PUBLIC FUND CD	Maturity Date:	06/03/21
Interest Rate:	0.47887%	YTD Interest Paid:	\$35.43
Account Balance:	\$100,000.00	Int Earned Since Last Stmt:	\$35.43

The Annual Percentage Yield Earned is 0.48%.

CD Issued by Bank of China

YTD Interest Paid:	\$35.43	06/04/20	OPENING BALANCE	\$0.00
Int Earned Since Last Stmt:	\$35.43	06/04/20	Deposit	100,000.00
		06/30/20	Interest Payment	35.43
		06/30/20	Interest Payout To Account 10006	-35.43
		06/30/20	ENDING BALANCE	\$100,000.00



ACCOUNT OVERVIEW

Account ID: 1023870475
 Product Name: 52-WEEK PUBLIC FUND CD
 Interest Rate: 0.47887%
 Account Balance: \$100,000.00
 The Annual Percentage Yield Earned Is 0.48%.

Effective Date: 06/04/20
 Maturity Date: 06/03/21
 YTD Interest Paid: \$35.43
 Int Earned Since Last Stmt: \$35.43

CD Issued by Bank of China

YTD Interest Paid: \$12.93
 Int Earned Since Last Stmt: \$12.93

06/04/20	OPENING BALANCE	\$0.00
06/04/20	Deposit	36,500.00
06/30/20	Interest Payment	12.93
06/30/20	Interest Payout To Account 10006	-12.93
06/30/20	ENDING BALANCE	\$36,500.00

CD Issued by Manufacturers Bank

YTD Interest Paid: \$22.50
 Int Earned Since Last Stmt: \$22.50

06/04/20	OPENING BALANCE	\$0.00
06/04/20	Deposit	63,500.00
06/30/20	Interest Payment	22.50
06/30/20	Interest Payout To Account 10006	-22.50
06/30/20	ENDING BALANCE	\$63,500.00

Thank you for your business.

Happy State Bank
Attn: Accounting Dept
P.O. Box 68
Happy, TX 79042

Date 06/30/20
Page 1 of 3



002008 002008 XB7ND401 000000
CARSON COUNTY
BOX 365
PANHANDLE, TX 79068



Subject: CDARS@ Customer Statement

Legal Account Title: CARSON COUNTY

Below is a summary of your certificate(s) of deposit, which we are holding for you as your custodian. These certificate(s) of deposit have been issued through CDARS by one or more FDIC-insured depository institutions. Should you have any questions, please contact us at 806-558-2265 or send an email to customerservice@happybank.com.

Summary of Accounts Reflecting Placements Through CDARS

Account ID	Effective Date	Maturity Date	Interest Rate	Opening Balance	Ending Balance
1023564781	02/27/20	02/25/21	1.83805%	\$100,000.00	\$100,000.00
1023597574	03/12/20	03/11/21	1.83316%	\$100,000.00	\$100,000.00
1023597744	03/12/20	03/11/21	1.83316%	\$100,000.00	\$100,000.00
1023692585	04/09/20	04/08/21	0.73729%	\$100,000.00	\$100,000.00
1023274538	12/05/19	12/03/20	1.67592%	\$100,000.00	\$100,000.00
TOTAL				\$500,000.00	\$500,000.00



ACCOUNT OVERVIEW

Account ID: 1023274538
 Product Name: 52-WEEK PUBLIC FUND CD
 Interest Rate: 1.67592%
 Account Balance: \$100,000.00
 The Annual Percentage Yield Earned Is 1.69%.

Effective Date: 12/05/19
 Maturity Date: 12/03/20
 YTD Interest Paid: \$836.24
 Int Earned Since Last Stmt: \$137.84

CD Issued by Republic Bank & Trust Company

YTD Interest Paid:	\$836.24	05/30/20	OPENING BALANCE	\$100,000.00
Int Earned Since Last Stmt:	\$137.84	06/30/20	Interest Payment	137.84
		06/30/20	Interest Payout To Account 10006	-137.84
		06/30/20	ENDING BALANCE	\$100,000.00

ACCOUNT OVERVIEW

Account ID: 1023564781
 Product Name: 52-WEEK PUBLIC FUND CD
 Interest Rate: 1.83805%
 Account Balance: \$100,000.00
 The Annual Percentage Yield Earned Is 1.86%.

Effective Date: 02/27/20
 Maturity Date: 02/25/21
 YTD Interest Paid: \$629.92
 Int Earned Since Last Stmt: \$151.19

CD Issued by Northern Bank & Trust Company

YTD Interest Paid:	\$113.38	05/30/20	OPENING BALANCE	\$18,000.00
Int Earned Since Last Stmt:	\$27.21	06/30/20	Interest Payment	27.21
		06/30/20	Interest Payout To Account 10006	-27.21
		06/30/20	ENDING BALANCE	\$18,000.00

CD Issued by Partners Bank

YTD Interest Paid:	\$258.27	05/30/20	OPENING BALANCE	\$41,000.00
Int Earned Since Last Stmt:	\$61.99	06/30/20	Interest Payment	61.99
		06/30/20	Interest Payout To Account 10006	-61.99
		06/30/20	ENDING BALANCE	\$41,000.00

CD Issued by Western Alliance Bank

YTD Interest Paid:	\$258.27	05/30/20	OPENING BALANCE	\$41,000.00
Int Earned Since Last Stmt:	\$61.99	06/30/20	Interest Payment	61.99
		06/30/20	Interest Payout To Account 10006	-61.99
		06/30/20	ENDING BALANCE	\$41,000.00

ACCOUNT OVERVIEW

Account ID: 1023597574
 Product Name: 52-WEEK PUBLIC FUND CD
 Interest Rate: 1.83316%
 Account Balance: \$100,000.00
 The Annual Percentage Yield Earned Is 1.85%.

Effective Date: 03/12/20
 Maturity Date: 03/11/21
 YTD Interest Paid: \$557.87
 Int Earned Since Last Stmt: \$150.78

CD Issued by Prime Alliance Bank

YTD Interest Paid:	\$557.87	05/30/20	OPENING BALANCE	\$100,000.00
Int Earned Since Last Stmt:	\$150.78	06/30/20	Interest Payment	150.78
		06/30/20	Interest Payout To Account 10006	-150.78
		06/30/20	ENDING BALANCE	\$100,000.00

ACCOUNT OVERVIEW

Account ID: 1023597744
Product Name: 52-WEEK PUBLIC FUND CD
Interest Rate: 1.83316%
Account Balance: \$100,000.00
 The Annual Percentage Yield Earned Is 1.85%.

Effective Date: 03/12/20
Maturity Date: 03/11/21
YTD Interest Paid: \$557.87
Int Earned Since Last Stmt: \$150.78

CD Issued by Prime Alliance Bank

YTD Interest Paid:	\$557.87	05/30/20	OPENING BALANCE	\$100,000.00
Int Earned Since Last Stmt:	\$150.78	06/30/20	Interest Payment	150.78
		06/30/20	Interest Payout To Account 10006	-150.78
		06/30/20	ENDING BALANCE	\$100,000.00

ACCOUNT OVERVIEW

Account ID: 1023692585
Product Name: 52-WEEK PUBLIC FUND CD
Interest Rate: 0.73729%
Account Balance: \$100,000.00
 The Annual Percentage Yield Earned Is 0.74%.

Effective Date: 04/09/20
Maturity Date: 04/08/21
YTD Interest Paid: \$167.71
Int Earned Since Last Stmt: \$60.62

CD Issued by Israel Discount Bank of New York

YTD Interest Paid:	\$167.71	05/30/20	OPENING BALANCE	\$100,000.00
Int Earned Since Last Stmt:	\$60.62	06/30/20	Interest Payment	60.62
		06/30/20	Interest Payout To Account 010006	-60.62
		06/30/20	ENDING BALANCE	\$100,000.00

Thank you for your business.

Meridian.NET Screenshot - CD Inquiry (90000488005960)

Line	CD Acct #	CD Acct #	Balance	Term	Rate	Class	Account	Penalty	Payoff	APY	Type	How	Display	Month	Month	Month
164	09172018	111								01950		200,000.00				
165	09172018	150				CC		285.89				200,000.00	9.08	285.89	1	09/17/2020
166	09172018	150				CC		285.89	150,990.14	1.90%		200,000.00				
167	09172018	150				CC		285.89				200,000.00				
168	09172018	150				CC		285.89				200,000.00				
169	09172018	150				CC		285.89				200,000.00				
170	09172018	150				CC		285.89				200,000.00				
171	09172018	150				CC		285.89				200,000.00				
172	09172018	150				CC		285.89				200,000.00				
173	09172018	150				CC		285.89				200,000.00				
174	09172018	150				CC		285.89				200,000.00				
175	09172018	150				CC		285.89				200,000.00				
176	09172018	150				CC		285.89				200,000.00				
177	09172018	150				CC		285.89				200,000.00				
178	09172018	150				CC		285.89				200,000.00				
179	09172018	150				CC		285.89				200,000.00				

Original Date: 09/17/2007
 Original Penalty: 09/17/2008
 Last Paid: 09/17/2000
 Renewal Date: 09/17/2020
 Renewal Penalty: 09/17/2019
 Available Balance: 200,000.00

Pay To Account: 0
 Hold: 0
 Hold Date: 0/0/0
 YTD: 1,804.92
 Last Year: 3,999.97

Meridian.NET Screenshot - CD Inquiry (9000488005962)

Account		GENERAL FUND		CD Acct # 9000488005962		CD Acct # 9000488005962		CD Acct # 9000488005962		CD Acct # 9000488005962		CD Acct # 9000488005962		CD Acct # 9000488005962		CD Acct # 9000488005962		CD Acct # 9000488005962	
Line	From	TC	To	Post Date	Date	Debit	Credit	Balance	APY	Type	How	Utility Id	Realty Id	Month	Ministry				
164	10/27/2018	150				164.39		200,000.00			Check								
165	10/27/2018	111		11/30/2018		295.89		200,000.00											
166	10/27/2018	150				305.75		200,000.00											
167	09/27/2019	150				305.75		200,000.00											
168	09/27/2019	111				116.00		200,000.00											
169	09/27/2019	150				305.75		200,000.00											
170	10/27/2019	150				305.75		200,000.00											
171	10/27/2019	150				305.75		200,000.00											
172	10/27/2019	150				305.75		200,000.00											
173	10/27/2019	150				305.75		200,000.00											
174	10/27/2019	150				305.75		200,000.00											
175	10/27/2019	150				305.75		200,000.00											
176	10/27/2019	150				305.75		200,000.00											
177	10/27/2019	150				305.75		200,000.00											
178	10/27/2019	150				305.75		200,000.00											
179	10/27/2019	150				305.75		200,000.00											

Meridian.NET Screenshot - CD Inquiry (9000488005035)

CD Acct # 5000500005035		GENERAL FUND										Days in	Month	Month
CD Acct #	Balance	Term	Rate	Class	Account	Priority	Payoff	APY	Type	How	Days in	Month	Month	
5004880005035	200,000.00	12 Month	3.00%	34	2123	2415	19,357.54	1.55%	3	Check	619	24,00	1	
130	150	09/21/2018			CC			282.7		200,000.00				
131	150	09/21/2018			CC			282.7		200,000.00				
132	150	11/21/2018			CC			282.7		200,000.00				
133	150	01/21/2019			CC			282.7		200,000.00				
134	150	03/21/2019			CC			282.7		200,000.00				
135	150	05/21/2019			CC			282.7		200,000.00				
136	150	07/21/2019			CC			282.7		200,000.00				
137	150	09/21/2019			CC			282.7		200,000.00				
138	150	11/21/2019			CC			282.7		200,000.00				
139	150	01/21/2020			CC			282.7		200,000.00				
140	150	03/21/2020			CC			282.7		200,000.00				
141	150	05/21/2020			CC			282.7		200,000.00				
142	150	07/21/2020			CC			282.7		200,000.00				
143	150	09/21/2020			CC			282.7		200,000.00				
144	150	11/21/2020			CC			282.7		200,000.00				
145	150	01/21/2021			CC			282.7		200,000.00				
146	150	03/21/2021			CC			282.7		200,000.00				
147	150	05/21/2021			CC			282.7		200,000.00				
148	150	07/21/2021			CC			282.7		200,000.00				
149	150	09/21/2021			CC			282.7		200,000.00				
150	150	11/21/2021			CC			282.7		200,000.00				
151	150	01/21/2022			CC			282.7		200,000.00				
152	150	03/21/2022			CC			282.7		200,000.00				
153	150	05/21/2022			CC			282.7		200,000.00				
154	150	07/21/2022			CC			282.7		200,000.00				
155	150	09/21/2022			CC			282.7		200,000.00				

Original Date: 09/21/2018
 Original Maturity: 09/21/2022
 Last Pmt: 07/21/2020
 Renewal Date: 09/21/2020
 Renewal Rate: 2.00000000

Pay Frequency: 3
 Hold Date: 0.00
 Last Year: 1998.78
 Last Year: 4055.48

Meridian.NET Screenshot - CD Inquiry (9000488005073)

CD Acct # 9000488005073		GENERAL FUND											
CD Acct #	Balance	Term	Rate	Class	Accrual	Priority	Payoff	APY	Type	How	Day in	Month	Maturity
9000488005073	900000.00	12 Month	4.18%	N	1/28/22	147.95	958017	1.80%	3	Check	4/98	1/1/20	1/20/2020
Original Date: 11/20/2019 Original Maturity: 11/20/2020 Last Paid: 05/28/2020 Next Paid: 07/20/2020 Resolved Date: 11/20/2019 Available Balance: 100,000.00													
Pay To/Account: 0 Hold: 0 Hold Ref: 630 YTD: 302.88 Last Term: 2/17/13													
129	10/20/2018	150	110.58	100,000.00	CC								
130	11/20/2018	111	119.13	100,000.00	CC								
131	11/20/2018	111	122.00	100,000.00	CC								
132	11/20/2018	111	125.85	100,000.00	CC								
133	11/20/2018	120	129.77	100,000.00	CC								
134	11/20/2018	120	133.72	100,000.00	CC								
135	11/20/2018	120	137.72	100,000.00	CC								
136	11/20/2018	120	141.82	100,000.00	CC								
137	11/20/2018	120	146.02	100,000.00	CC								
138	11/20/2018	120	150.32	100,000.00	CC								
139	11/20/2018	120	154.72	100,000.00	CC								
140	11/20/2018	120	159.22	100,000.00	CC								
141	11/20/2018	120	163.82	100,000.00	CC								
142	11/20/2018	120	168.52	100,000.00	CC								
143	11/20/2018	120	173.32	100,000.00	CC								
144	11/20/2018	120	178.22	100,000.00	CC								
145	11/20/2018	120	183.22	100,000.00	CC								
146	11/20/2018	120	188.32	100,000.00	CC								
147	11/20/2018	120	193.52	100,000.00	CC								
148	11/20/2018	120	198.82	100,000.00	CC								
149	11/20/2018	120	204.22	100,000.00	CC								
150	11/20/2018	120	209.72	100,000.00	CC								
151	11/20/2018	120	215.32	100,000.00	CC								
152	11/20/2018	120	221.02	100,000.00	CC								
153	11/20/2018	120	226.82	100,000.00	CC								
154	11/20/2018	120	232.72	100,000.00	CC								

Meridian.NET Screenshot - CD Inquiry (9000489006074)

Account #	CD Acct # 5000489006074	GENERAL FUND	Balance	Term	Rate	Class	Account	Payable	Payoff	APY	Type	How	Debit	Interest	Month	Balance
CASH ON HAND	90000000	12 Months	0.1800	34	12872	147.95	92390.27	1.89%	3	Check	100.000.00	100.000.00	4.83	147.95	1	11/20/2020
130	11/20/2019	TC	130	11/20/2020	OC	114.95	114.95	0.00	100.000.00	100.000.00	100.000.00	100.000.00	0.00	0.00	0	0.00
131	11/20/2019	TC	131	11/20/2019	OC	218.85	218.85	0.00	100.000.00	100.000.00	100.000.00	100.000.00	0.00	0.00	0	0.00
132	11/20/2019	TC	132	11/20/2019	OC	180.92	180.92	0.00	100.000.00	100.000.00	100.000.00	100.000.00	0.00	0.00	0	0.00
133	11/20/2019	TC	133	11/20/2019	OC	185.85	185.85	0.00	100.000.00	100.000.00	100.000.00	100.000.00	0.00	0.00	0	0.00
134	11/20/2019	TC	134	11/20/2019	OC	195.95	195.95	0.00	100.000.00	100.000.00	100.000.00	100.000.00	0.00	0.00	0	0.00
135	11/20/2019	TC	135	11/20/2019	OC	201.90	201.90	0.00	100.000.00	100.000.00	100.000.00	100.000.00	0.00	0.00	0	0.00
136	11/20/2019	TC	136	11/20/2019	OC	185.85	185.85	0.00	100.000.00	100.000.00	100.000.00	100.000.00	0.00	0.00	0	0.00
137	11/20/2019	TC	137	11/20/2019	OC	152.85	152.85	0.00	100.000.00	100.000.00	100.000.00	100.000.00	0.00	0.00	0	0.00
138	11/20/2019	TC	138	11/20/2019	OC	147.25	147.25	0.00	100.000.00	100.000.00	100.000.00	100.000.00	0.00	0.00	0	0.00
139	11/20/2019	TC	139	11/20/2019	OC	152.85	152.85	0.00	100.000.00	100.000.00	100.000.00	100.000.00	0.00	0.00	0	0.00
140	11/20/2019	TC	140	11/20/2019	OC	152.85	152.85	0.00	100.000.00	100.000.00	100.000.00	100.000.00	0.00	0.00	0	0.00
141	11/20/2019	TC	141	11/20/2019	OC	152.85	152.85	0.00	100.000.00	100.000.00	100.000.00	100.000.00	0.00	0.00	0	0.00
142	11/20/2019	TC	142	11/20/2019	OC	152.85	152.85	0.00	100.000.00	100.000.00	100.000.00	100.000.00	0.00	0.00	0	0.00
143	11/20/2019	TC	143	11/20/2019	OC	152.85	152.85	0.00	100.000.00	100.000.00	100.000.00	100.000.00	0.00	0.00	0	0.00
144	11/20/2019	TC	144	11/20/2019	OC	152.85	152.85	0.00	100.000.00	100.000.00	100.000.00	100.000.00	0.00	0.00	0	0.00
145	11/20/2019	TC	145	11/20/2019	OC	152.85	152.85	0.00	100.000.00	100.000.00	100.000.00	100.000.00	0.00	0.00	0	0.00
146	11/20/2019	TC	146	11/20/2019	OC	152.85	152.85	0.00	100.000.00	100.000.00	100.000.00	100.000.00	0.00	0.00	0	0.00
147	11/20/2019	TC	147	11/20/2019	OC	152.85	152.85	0.00	100.000.00	100.000.00	100.000.00	100.000.00	0.00	0.00	0	0.00
148	11/20/2019	TC	148	11/20/2019	OC	152.85	152.85	0.00	100.000.00	100.000.00	100.000.00	100.000.00	0.00	0.00	0	0.00
149	11/20/2019	TC	149	11/20/2019	OC	152.85	152.85	0.00	100.000.00	100.000.00	100.000.00	100.000.00	0.00	0.00	0	0.00
150	11/20/2019	TC	150	11/20/2019	OC	152.85	152.85	0.00	100.000.00	100.000.00	100.000.00	100.000.00	0.00	0.00	0	0.00
151	11/20/2019	TC	151	11/20/2019	OC	152.85	152.85	0.00	100.000.00	100.000.00	100.000.00	100.000.00	0.00	0.00	0	0.00
152	11/20/2019	TC	152	11/20/2019	OC	152.85	152.85	0.00	100.000.00	100.000.00	100.000.00	100.000.00	0.00	0.00	0	0.00
153	11/20/2019	TC	153	11/20/2019	OC	152.85	152.85	0.00	100.000.00	100.000.00	100.000.00	100.000.00	0.00	0.00	0	0.00
154	11/20/2019	TC	154	11/20/2019	OC	152.85	152.85	0.00	100.000.00	100.000.00	100.000.00	100.000.00	0.00	0.00	0	0.00
155	11/20/2019	TC	155	11/20/2019	OC	152.85	152.85	0.00	100.000.00	100.000.00	100.000.00	100.000.00	0.00	0.00	0	0.00

Meridian.NET Screenshot - CD Inquiry (9000488006075)

GENERAL FUND		Term	Rate	Class	Account	Faculty	Payroll	APT	Type	How	Daily Int	Monthly	Priority	
CD Acct # 9000488006075		12 Months	0.7800	24	ES 22	117.55	59,902.7	1.00%	3	Check	4.93	147.95	1	11/20/2020
CARSON COUNTY														
CD Acct # 9000488006075		Balance	100,000.00											
CD Acct # 9000488006075		From	11/20/2018	To	09/20/2020									
130	11/20/2018	150			CC				14.56	100,000.00				
131	11/20/2018	111			CC				0.00	100,000.00				
132	11/20/2018	111			CC				180.82	100,000.00				
133	11/20/2018	150			CC				186.35	100,000.00				
134	11/20/2018	150			CC				186.35	100,000.00				
135	02/20/2019	150			CC				186.35	100,000.00				
136	02/20/2019	150			CC				186.35	100,000.00				
137	04/20/2019	150			CC				186.35	100,000.00				
138	04/20/2019	150			CC				186.35	100,000.00				
139	06/20/2019	150			CC				186.35	100,000.00				
140	06/20/2019	150			CC				186.35	100,000.00				
141	08/20/2019	150			CC				186.35	100,000.00				
142	08/20/2019	150			CC				186.35	100,000.00				
143	10/20/2019	150			CC				147.95	100,000.00				
144	10/20/2019	150			CC				147.95	100,000.00				
145	11/20/2019	150			CC				152.38	100,000.00				
146	11/20/2019	150			CC				152.38	100,000.00				
147	01/20/2020	150			CC				152.38	100,000.00				
148	01/20/2020	150			CC				152.38	100,000.00				
149	02/20/2020	150			CC				152.38	100,000.00				
150	02/20/2020	150			CC				152.38	100,000.00				
151	03/20/2020	150			CC				152.38	100,000.00				
152	03/20/2020	150			CC				152.38	100,000.00				
153	04/20/2020	150			CC				152.38	100,000.00				
154	04/20/2020	150			CC				152.38	100,000.00				
155	05/20/2020	150			CC				152.38	100,000.00				

Original Date: 11/20/2018
 Original Faculty: 0920/2020
 Next Post: 07/20/2020
 Renewal Date: 11/20/2019
 Renewal Faculty: 0920/2020
 Annual Rate Balance: 200,000.00

Pay To Account: 0
 Hold Int: 0
 Hold Amt: 0.00
 Hold Desc:
 YTD: 592.44
 Last Year: 2,167.13

Meridian.NET Screenshot - CD Inquiry (9000488006224)

CD Acct #	300089006224	GENERAL FUND	Balance	Term	Rate	Class	Account	Priority	Payed	APY	Type	How	Begin	Next	Next	Next
CD Acct #	300089006224	GENERAL FUND	100,000.00	12 Months	0.1800	34	8384	14755	99,999.99	1.80%	3	Check	4/31	14/30	1	07/29/2021
General Bal																
CONTR. Acct #																
Form	07/29/2018	To	07/29/2018	Date												
Date	06/29/2018	TC		Post Date			CC				141.86	Balance	100,000.00			
	06/29/2018		150				CC				114.96		400,000.00			
	11/29/2018		150				CC				114.86		100,000.00			
	07/29/2019		150				CC				02210		100,000.00			
	07/29/2019		111				CC				174.79		300,000.00			
	10/29/2019		150				CC				180.82		100,000.00			
	05/29/2019		150				CC				180.82		100,000.00			
	07/29/2019		150				CC				186.85		100,000.00			
	07/29/2019		150				CC				186.85		100,000.00			
	11/29/2019		150				CC				186.85		100,000.00			
	07/29/2020		150				CC				143.01		100,000.00			
	07/29/2020		150				CC				147.95		100,000.00			
	06/29/2020		150				CC				147.95		100,000.00			

Original Date: 01/29/2014
 Original Maturity: 01/29/2015
 Next Pmt: 07/29/2020
 Next Pmt: 07/29/2020
 Original Balance: 100,000.00

Pay To Account: 0
 Hold: 0
 Hold Date: 0.00
 TIPS: 936.65
 Last Year: 2,127.80

MeridianNET Screenshot - CD Inquiry (909044880065385)

GENERAL FUND		Term	Rate	Class	Account	Penalty	Payoff	APR	Type	How	Days	Receipt	Number	Balance
CARSON COUNTY		12 Months	0.0500	31	1343	127.40	3398.00	1.50%	3	Check	425	127.40	1	11/24/2018
11	11/24/2018	150			CC					100.000000				100.000000
12	02/24/2019	150			CC					100.000000				100.000000
13	11/24/2018	111			CC					100.000000				100.000000
14	02/24/2019	150			CC					100.000000				100.000000
15	02/24/2019	150			CC					100.000000				100.000000
16	02/24/2019	150			CC					100.000000				100.000000
17	02/24/2019	150			CC					100.000000				100.000000
18	02/24/2019	150			CC					100.000000				100.000000
19	02/24/2019	150			CC					100.000000				100.000000
20	02/24/2019	150			CC					100.000000				100.000000
21	02/24/2019	150			CC					100.000000				100.000000
22	02/24/2019	150			CC					100.000000				100.000000
23	02/24/2019	150			CC					100.000000				100.000000
24	02/24/2019	150			CC					100.000000				100.000000
25	02/24/2019	150			CC					100.000000				100.000000
26	02/24/2019	150			CC					100.000000				100.000000
27	02/24/2019	150			CC					100.000000				100.000000
28	02/24/2019	150			CC					100.000000				100.000000
29	02/24/2019	150			CC					100.000000				100.000000
30	02/24/2019	150			CC					100.000000				100.000000
31	02/24/2019	150			CC					100.000000				100.000000
32	02/24/2020	150			CC					100.000000				100.000000
33	02/24/2020	150			CC					100.000000				100.000000
34	02/24/2020	150			CC					100.000000				100.000000
35	02/24/2020	150			CC					100.000000				100.000000
36	02/24/2020	150			CC					100.000000				100.000000

Original Date: 11/24/2018
 Original Maturity: 02/24/2019
 Last Paid: 07/24/2020
 Interest Paid: 11/24/2018
 Applicable Balance: 100.000000

Pay To Account: 0
 Initial: 0
 Hold Date: 000
 YTD: 777.11
 Last Year: 2,146.58

Meridian.NET Screenshot - CD Inquiry (100552)

GENERAL FUND																																	
Account #	Balance	Tend	Trans	Class	Account	Priority	Payoff	APY	Type	How	Daily Int	Rec'd Int	Months	Revised																			
100552	190,000.00	12 Months	01550	34	15825	151.10	163,562.15	LESS	3	Check	6.57	191.10	1	06/21/2021																			
CD/IRA Acct #																																	
100552																																	
From:	06/21/2020	To:	06/21/2020																														
Date	TC	Pay Date	Disc	DP	Debit	Check	Balance																										
06/21/2020	21				190,000.00	190,000.00	190,000.00																										
06/21/2020	150			CC	197.47	197.47	189,802.53																										
06/21/2020	150			CC	197.47	197.47	189,605.06																										
06/21/2020	180			CC	197.47	197.47	189,407.59																										
<table border="1"> <tr> <td>Original Date:</td> <td>06/21/2021</td> </tr> <tr> <td>Original Interest:</td> <td>06/21/2020</td> </tr> <tr> <td>Next Pmt:</td> <td>07/21/2020</td> </tr> <tr> <td>Reserv'd Date:</td> <td>06/21/2020</td> </tr> <tr> <td>Reserv'd Balance:</td> <td>190,000.00</td> </tr> <tr> <td>Pay To Account:</td> <td>0</td> </tr> <tr> <td>Hidden:</td> <td>0</td> </tr> <tr> <td>Holdback:</td> <td>0.00</td> </tr> <tr> <td>Holdback:</td> <td>0.00</td> </tr> <tr> <td>YTD:</td> <td>790.77</td> </tr> <tr> <td>Last Year:</td> <td>600</td> </tr> </table>												Original Date:	06/21/2021	Original Interest:	06/21/2020	Next Pmt:	07/21/2020	Reserv'd Date:	06/21/2020	Reserv'd Balance:	190,000.00	Pay To Account:	0	Hidden:	0	Holdback:	0.00	Holdback:	0.00	YTD:	790.77	Last Year:	600
Original Date:	06/21/2021																																
Original Interest:	06/21/2020																																
Next Pmt:	07/21/2020																																
Reserv'd Date:	06/21/2020																																
Reserv'd Balance:	190,000.00																																
Pay To Account:	0																																
Hidden:	0																																
Holdback:	0.00																																
Holdback:	0.00																																
YTD:	790.77																																
Last Year:	600																																

MeridianNET Screenshot - CD Inquiry (100560)

GENERAL FUND											
Account	CD Asset (100560)	Balance	Term	Rate	Class	Accrual	Payable	Payoff	APY	Type	How
CASH/CD		150,000.00	12 Months	3.00%	SA	150.25	151.10	149,982.16	1.55%	3	Check
CD/FHA/Inst#	300562										
General Ledger	From: 08/21/2020	To: 05/21/2020									
Date	TC	Payable	Debit	Credit	Balance						
08/21/2020	30			150,000.00	150,000.00						
04/21/2020		50			149,950.00						
05/21/2020			150		150,100.00						
05/21/2020				150	150,000.00						

Original Date:	02/21/2020
Original Maturity:	02/21/2021
Last Pmt:	07/21/2020
Next Pmt:	08/21/2020
Renewal Date:	08/21/2020
Actual/Orig Balance:	150,000.00
Pay To Account:	0
Interest:	0
Special Rate:	0.00
Headline:	
YTD:	70.17
Last Year:	0.00

TexPool Participant Services
 1001 Texas Avenue, Suite 1150
 Houston, TX 77002



Participant Statement

CARSON COUNTY
 GENERAL FUND
 ATTN DENISE SALZBRENNER
 PO BOX 365
 PANHANDLE TX 79068-0365

Statement Period **06/01/2020 - 06/30/2020**

Page 1 of 2

Customer Service 1-866-TEX-POOL
 Location ID 000077244
 Investor ID 000004451

TexPool Update

Visit the newly updated TexPool.com. Our new site is more dynamic, intuitive and engaging, and offers an ideal user experience across any device. We invite you to check it out and experience the many upgrades.

TexPool Summary

Pool Name	Beginning Balance	Total Deposits	Total Withdrawals	Total Interest	Current Balance	Average Balance
Texas Local Government Investment Pool	\$22,393.30	\$0.00	\$0.00	\$3.97	\$22,397.27	\$22,393.43
Total Dollar Value	\$22,393.30	\$0.00	\$0.00	\$3.97	\$22,397.27	

Portfolio Value

Pool Name	Pool/Account	Market Value (06/01/2020)	Share Price (06/30/2020)	Shares Owned (06/30/2020)	Market Value (06/30/2020)
Texas Local Government Investment Pool	449/330100001	\$22,393.30	\$1.00	22,397.270	\$22,397.27
Total Dollar Value		\$22,393.30			\$22,397.27

Interest Summary

Pool Name	Pool/Account	Month-to-Date Interest	Year-to-Date Interest
Texas Local Government Investment Pool	449/330100001	\$3.97	\$2,109.22
Total		\$3.97	\$2,109.22



Statement Period **06/01/2020 - 06/30/2020**

Page 2 of 2

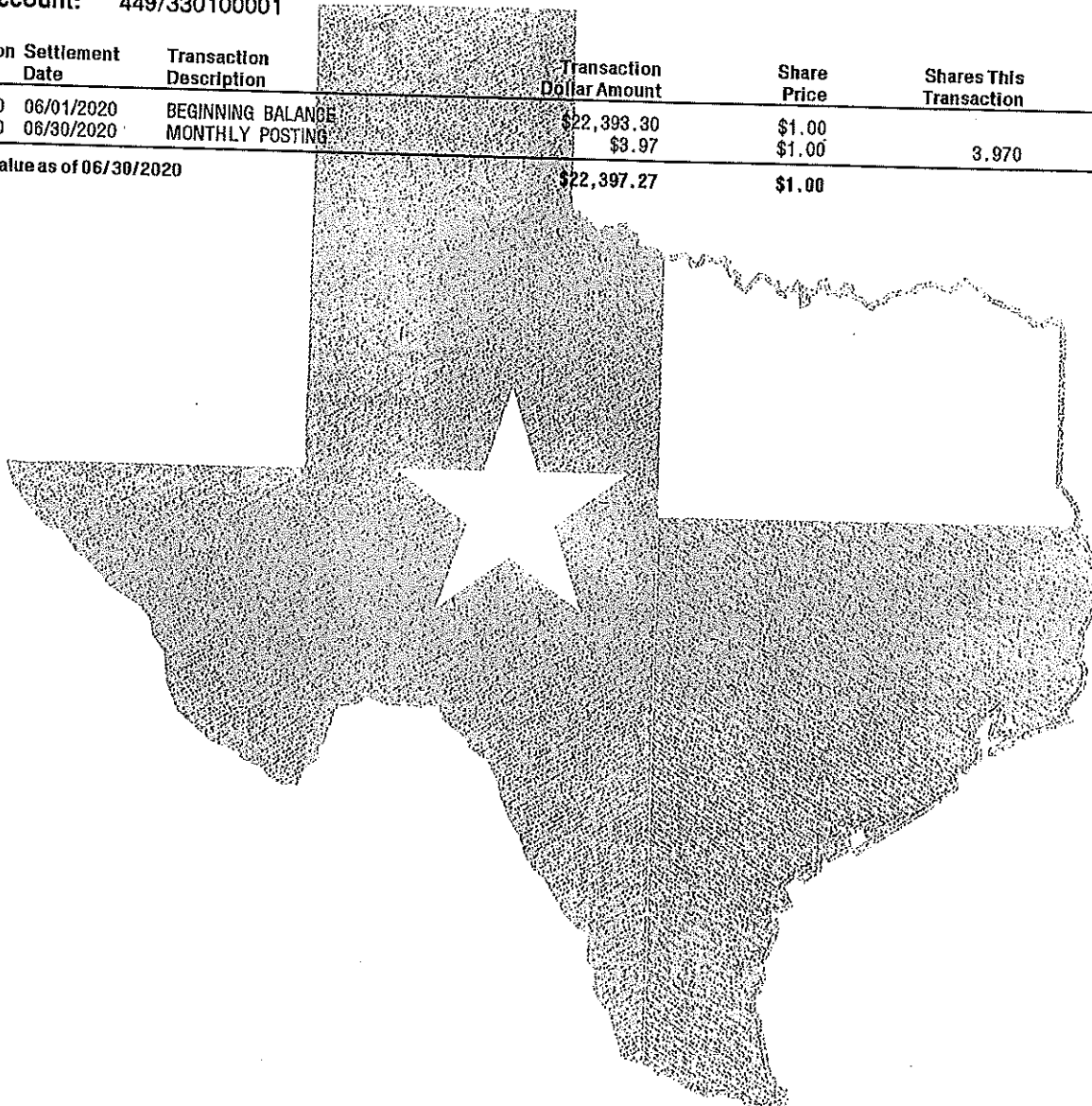
Transaction Detail


Texas Local Government Investment Pool

Participant: CARSON COUNTY


Pool/Account: 449/330100001

Transaction Date	Settlement Date	Transaction Description	Transaction Dollar Amount	Share Price	Shares This Transaction	Shares Owned
06/01/2020	06/01/2020	BEGINNING BALANCE	\$22,393.30	\$1.00		22,393.300
06/30/2020	06/30/2020	MONTHLY POSTING	\$9.97	\$1.00	3.970	22,397.270
Account Value as of 06/30/2020			\$22,397.27	\$1.00		22,397.270





Account History Report



Deposit Reports	Withdrawal Report Scheduler	Transfer Report Access	Multi Transaction Statements Help / Contact Us	Vendor Payment Inquiry Update Profile	Maintenance Change Location Logout
-----------------	-----------------------------	------------------------	---	--	--

- Account Information Report
- Interest Distribution Report
- Account History Report
- Dividend Factor Report
- Interest History Report

Account History Report

ACCOUNT HISTORY REPORT
Generated: 07/13/2020 9:47 AM ET

Confirmation Report 7244
 Acct Nbr: 33010001
 Acct Name: GENERAL FUND
 Location Name: CANTON COUNTY
 Vendor Information: TexPool
 Report: 449

Settle Date	Transaction Date	Price	Dollar Amt	Account Balance	Transaction Description
	06/30/2020	\$1.00	\$3.97	\$22,397.27	MONTHLY POSTING
	05/29/2020	\$1.00	\$39.07	\$22,393.30	MONTHLY POSTING
	05/22/2020	\$1.00	-\$103,090.17	\$22,354.23	WITHDRAWAL
	05/20/2020	\$1.00	-\$73,155.43	\$125,444.40	WITHDRAWAL
	05/20/2020	\$1.00	-\$132,530.47	\$198,599.89	WITHDRAWAL
	05/13/2020	\$1.00	\$140,000.00	\$331,130.36	ACH DEPOSIT
	04/30/2020	\$1.00	\$110.04	\$191,130.36	MONTHLY POSTING
	04/27/2020	\$1.00	-\$115,372.09	\$191,020.32	WITHDRAWAL
	03/31/2020	\$1.00	\$417.45	\$306,392.41	MONTHLY POSTING
	03/11/2020	\$1.00	-\$400,000.00	\$305,974.96	WITHDRAWAL
	02/28/2020	\$1.00	\$956.39	\$705,974.96	MONTHLY POSTING
	02/05/2020	\$1.00	\$200,000.00	\$705,118.57	ACH DEPOSIT
	01/31/2020	\$1.00	\$682.30	\$505,118.57	MONTHLY POSTING
	12/31/2019	\$1.00	\$694.22	\$504,436.27	MONTHLY POSTING
	11/29/2019	\$1.00	\$461.27	\$503,742.05	MONTHLY POSTING
	11/29/2019	\$1.00	\$500,000.00	\$503,260.78	ACH DEPOSIT
	11/12/2019	\$1.00	\$5.30	\$3,280.78	MONTHLY POSTING
	10/31/2019	\$1.00	\$5.79	\$3,275.48	MONTHLY POSTING
	09/30/2019	\$1.00	\$253.34	\$3,269.69	MONTHLY POSTING
	08/30/2019	\$1.00	-\$20,419.79	\$3,016.35	WITHDRAWAL
	08/27/2019	\$1.00	-\$139,580.21	\$21,436.14	WITHDRAWAL
	08/27/2019	\$1.00	\$433.94	\$163,016.35	MONTHLY POSTING
	07/31/2019	\$1.00	-\$99,767.36	\$162,582.41	WITHDRAWAL
	07/23/2019	\$1.00	\$75,000.00	\$262,349.77	ACH DEPOSIT
	07/09/2019	\$1.00	\$852.88	\$187,349.77	MONTHLY POSTING
	06/28/2019	\$1.00	-\$75,773.48	\$186,496.89	WITHDRAWAL
	06/25/2019	\$1.00	-\$139,315.66	\$262,270.37	WITHDRAWAL
	06/25/2019	\$1.00	-\$97,404.28	\$401,586.03	WITHDRAWAL

The objective of TexPool [PRIME] is to maintain a stable \$1.00 price. However, the \$1.00 price is not guaranteed or insured by the State of Texas or any other governmental entity. You should read the TexPool [PRIME] Investment Policy and Information Statement before making an investment in TexPool [PRIME].

Happy State Bank
Attn: Accounting Dept
P.O. Box 68
Happy, TX 79042

Date
Page

06/30/20
1 of 2



002011 XB7ND401 000000
CARSON COUNTY
DEBT SERVICE FUND
BOX 365
PANHANDLE, TX 79068



Subject: CDARS® Customer Statement

Legal Account Title: CARSON COUNTY
DEBT SERVICE FUND

Below is a summary of your certificate(s) of deposit, which we are holding for you as your custodian. These certificate(s) of deposit have been issued through CDARS by one or more FDIC-insured depository institutions. Should you have any questions, please contact us at 806-558-2265 or send an email to customerservice@happybank.com.

Summary of Accounts Reflecting Placements Through CDARS

Account ID	Effective Date	Maturity Date	Interest Rate	Opening Balance	Ending Balance
1022873659	08/08/19	08/06/20	2.16644%	\$83,742.83	\$83,892.07
TOTAL				\$83,742.83	\$83,892.07



ACCOUNT OVERVIEW

Account ID: 1022873659
Product Name: 52-WEEK PUBLIC FUND CD
Interest Rate: 2.16644%
Account Balance: \$83,892.07
The Annual Percentage Yield Earned is 2.19%.

Effective Date: 08/08/19
Maturity Date: 08/06/20
YTD Interest Paid: \$901.34
Int Earned Since Last Stmt: \$149.24

CD Issued by Live Oak Banking Company

YTD Interest Paid:	\$901.34	05/30/20	OPENING BALANCE	\$83,742.83
Int Earned Since Last Stmt:	\$149.24	06/30/20	Interest Payment	149.24
		06/30/20	ENDING BALANCE	\$83,892.07

Thank you for your business.

Happy State Bank
Attn: Accounting Dept
P.O. Box 68
Happy, TX 79042

Date
Page

06/30/20
1 of 2



002010 X87ND401 000000
CARSON COUNTY
DEBT SERVICE
BOX 365
PANHANDLE, TX 79068



Subject: CDARS® Customer Statement

Legal Account Title: CARSON COUNTY
DEBT SERVICE

Below is a summary of your certificate(s) of deposit, which we are holding for you as your custodian. These certificate(s) of deposit have been issued through CDARS by one or more FDIC-insured depository institutions. Should you have any questions, please contact us at 806-558-2265 or send an email to customerservice@happybank.com.

Summary of Accounts Reflecting Placements Through CDARS

Account ID	Effective Date	Maturity Date	Interest Rate	Opening Balance	Ending Balance
1022893315	08/08/19	08/06/20	2.19579%	\$1,000,000.00	\$1,000,000.00
TOTAL				\$1,000,000.00	\$1,000,000.00



ACCOUNT OVERVIEW

Account ID: 1022893315
 Product Name: 52-WEEK PUBLIC FUND CD
 Interest Rate: 2.19579%
 Account Balance: \$1,000,000.00
 The Annual Percentage Yield Earned Is 2.22%.

Effective Date: 08/08/19
 Maturity Date: 08/06/20
 YTD Interest Paid: \$10,958.62
 Int Earned Since Last Stmt: \$1,806.35

CD Issued by BancCentral, National Association

YTD Interest Paid:	\$1,498.87	05/30/20	OPENING BALANCE	\$136,774.67
Int Earned Since Last Stmt:	\$247.06	06/30/20	Interest Payment	247.06
		06/30/20	Interest Payout To Account 1326214	-247.06
		06/30/20	ENDING BALANCE	\$136,774.67

CD Issued by Bremer Bank, National Association

YTD Interest Paid:	\$2,641.02	05/30/20	OPENING BALANCE	\$241,000.00
Int Earned Since Last Stmt:	\$435.33	06/30/20	Interest Payment	435.33
		06/30/20	Interest Payout To Account 1326214	-435.33
		06/30/20	ENDING BALANCE	\$241,000.00

CD Issued by BOKF, National Association

YTD Interest Paid:	\$2,641.02	05/30/20	OPENING BALANCE	\$241,000.00
Int Earned Since Last Stmt:	\$435.33	06/30/20	Interest Payment	435.33
		06/30/20	Interest Payout To Account 1326214	-435.33
		06/30/20	ENDING BALANCE	\$241,000.00

CD Issued by Franklin Synergy Bank

YTD Interest Paid:	\$2,641.02	05/30/20	OPENING BALANCE	\$241,000.00
Int Earned Since Last Stmt:	\$435.33	06/30/20	Interest Payment	435.33
		06/30/20	Interest Payout To Account 1326214	-435.33
		06/30/20	ENDING BALANCE	\$241,000.00

CD Issued by Live Oak Banking Company

YTD Interest Paid:	\$643.56	05/30/20	OPENING BALANCE	\$58,725.30
Int Earned Since Last Stmt:	\$106.08	06/30/20	Interest Payment	106.08
		06/30/20	Interest Payout To Account 1326214	-106.08
		06/30/20	ENDING BALANCE	\$58,725.30

CD Issued by Pinnacle Bank

YTD Interest Paid:	\$673.96	05/30/20	OPENING BALANCE	\$61,500.00
Int Earned Since Last Stmt:	\$111.09	06/30/20	Interest Payment	111.09
		06/30/20	Interest Payout To Account 1326214	-111.09
		06/30/20	ENDING BALANCE	\$61,500.00

CD Issued by TriState Capital Bank

YTD Interest Paid:	\$219.17	05/30/20	OPENING BALANCE	\$20,000.00
Int Earned Since Last Stmt:	\$36.13	06/30/20	Interest Payment	36.13
		06/30/20	Interest Payout To Account 1326214	-36.13
		06/30/20	ENDING BALANCE	\$20,000.00

Thank you for your business.

TexPool Participant Services
 1001 Texas Avenue, Suite 1150
 Houston, TX 77002



Participant Statement

CARSON COUNTY
 DEBT SERVICE FUND
 ATTN DENISE SALZBRENNER
 PO BOX 365
 PANHANDLE TX 79068-0365

Statement Period **06/01/2020 - 06/30/2020**

Page 1 of 2

Customer Service **1-866-TEX-POOL**
 Location ID **000077244**
 Investor ID **000023808**

TexPool Update

Visit the newly updated TexPool.com! Our new site is more dynamic, intuitive and engaging, and offers an ideal user experience across any device. We invite you to check it out and experience the many upgrades.

TexPool Summary

Pool Name	Beginning Balance	Total Deposits	Total Withdrawals	Total Interest	Current Balance	Average Balance
Texas Local Government Investment Pool	\$340,615.60	\$0.00	\$0.00	\$60.57	\$340,676.17	\$340,617.82
Total Dollar Value	\$340,615.60	\$0.00	\$0.00	\$60.57	\$340,676.17	

Portfolio Value

Pool Name	Pool/Account	Market Value (06/01/2020)	Share Price (06/30/2020)	Shares Owned (06/30/2020)	Market Value (06/30/2020)
Texas Local Government Investment Pool	449/330100006	\$340,615.60	\$1.00	340,676.170	\$340,676.17
Total Dollar Value		\$340,615.60			\$340,676.17

Interest Summary

Pool Name	Pool/Account	Month-to-Date Interest	Year-to-Date Interest
Texas Local Government Investment Pool	449/330100006	\$60.57	\$1,090.04
Total		\$60.57	\$1,090.04



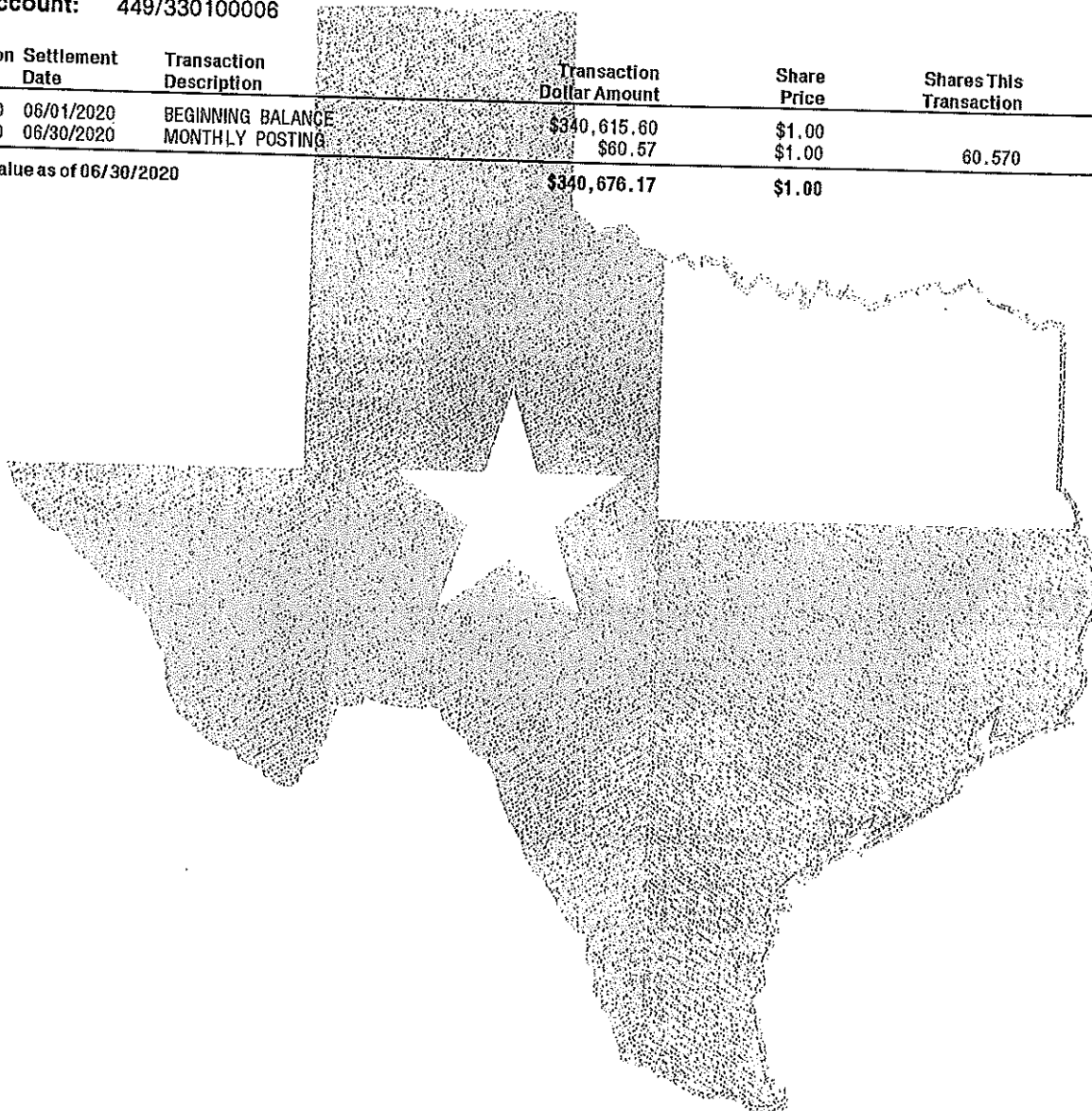
Transaction Detail


Texas Local Government Investment Pool

Participant: CARSON COUNTY


Pool/Account: 449/330100006

Transaction Date	Settlement Date	Transaction Description	Transaction Dollar Amount	Share Price	Shares This Transaction	Shares Owned
06/01/2020	06/01/2020	BEGINNING BALANCE	\$340,615.60	\$1.00		340,615.600
06/30/2020	06/30/2020	MONTHLY POSTING	\$60.57	\$1.00	60.570	340,676.170
Account Value as of 06/30/2020			\$340,676.17	\$1.00		340,676.170





Account History Report



Deposit Reports	Withdrawal Report Scheduler	Transfer Report Access	Multi Transaction Statements Help / Contact Us	Vendor Payment Inquiry Update Profile	Maintenance Change Location Logout
-----------------	-----------------------------	------------------------	---	--	---------------------------------------

Account History Report

ACCOUNT HISTORY REPORT
Generated: 07/13/2020 9:49 AM ET

Location: 77244
 Acct Nbr: 330100006
 Acct Name: DEBT SERVICE FUND
 Location Name: CARSON COUNTY
 Pool Name: TexPool
 Pool Nbr: 449

Settle Date	Transaction Date	Price	Dollar Amt	Account Balance	Transaction Description
06/30/2020	06/30/2020	\$1.00	\$60.57	\$340,676.17	MONTHLY POSTING
05/29/2020	05/29/2020	\$1.00	\$76.04	\$340,615.60	MONTHLY POSTING
05/13/2020	05/12/2020	\$1.00	\$16,000.00	\$340,539.56	ACH DEPOSIT
04/30/2020	04/30/2020	\$1.00	\$121.42	\$324,539.56	MONTHLY POSTING
03/31/2020	03/31/2020	\$1.00	\$248.50	\$324,418.14	MONTHLY POSTING
03/13/2020	03/12/2020	\$1.00	\$60,000.00	\$324,169.64	ACH DEPOSIT
02/28/2020	02/28/2020	\$1.00	\$275.31	\$264,169.64	MONTHLY POSTING
02/14/2020	02/13/2020	\$1.00	\$100,000.00	\$263,894.33	ACH DEPOSIT
02/05/2020	02/04/2020	\$1.00	\$9,000.00	\$163,894.33	ACH DEPOSIT
01/31/2020	01/31/2020	\$1.00	\$308.20	\$154,894.33	MONTHLY POSTING
01/09/2020	01/09/2020	\$1.00	-\$281,649.09	\$154,586.13	WITHDRAWAL
12/31/2019	12/31/2019	\$1.00	\$600.32	\$436,235.22	MONTHLY POSTING
11/29/2019	11/29/2019	\$1.00	\$511.53	\$435,634.90	MONTHLY POSTING
11/12/2019	11/06/2019	\$1.00	\$190,000.00	\$435,123.37	ACH DEPOSIT
10/31/2019	10/31/2019	\$1.00	\$397.27	\$245,123.37	MONTHLY POSTING
09/30/2019	09/30/2019	\$1.00	\$434.38	\$244,726.10	MONTHLY POSTING
08/30/2019	08/30/2019	\$1.00	\$449.73	\$244,291.72	MONTHLY POSTING
07/31/2019	07/31/2019	\$1.00	\$623.44	\$243,841.99	MONTHLY POSTING
07/23/2019	07/23/2019	\$1.00	-\$90,000.00	\$243,218.55	WITHDRAWAL
06/28/2019	06/28/2019	\$1.00	\$650.88	\$333,218.55	MONTHLY POSTING

The objective of TexPool [PRIME] is to maintain a stable \$1.00 price. However, the \$1.00 price is not guaranteed or insured by the State of Texas or any other governmental entity. You should read the TexPool [PRIME] Investment Policy and Information Statement before making an investment in TexPool [PRIME].

TexPool Participant Services
 1001 Texas Avenue, Suite 1150
 Houston, TX 77002



Participant Statement

CARSON COUNTY
 PRECINT 1
 ATTN DENISE SALZBRENNER
 PO BOX 365
 PANHANDLE TX 79068-0365

Statement Period **06/01/2020 - 06/30/2020**

Page 1 of 2

Customer Service **1-866-TEX-POOL**
 Location ID **000077244**
 Investor ID **000016666**

TexPool Update

Visit the newly updated TexPool.com. Our new site is more dynamic, intuitive and engaging, and offers an ideal user experience across any device. We invite you to check it out and experience the many upgrades.

TexPool Summary

Pool Name	Beginning Balance	Total Deposits	Total Withdrawals	Total Interest	Current Balance	Average Balance
Texas Local Government Investment Pool	\$222,176.23	\$0.00	\$22,248.86	\$38.08	\$199,965.45	\$213,971.04
Total Dollar Value	\$222,176.23	\$0.00	\$22,248.86	\$38.08	\$199,965.45	

Portfolio Value

Pool Name	Pool/Account	Market Value (06/01/2020)	Share Price (06/30/2020)	Shares Owned (06/30/2020)	Market Value (06/30/2020)
Texas Local Government Investment Pool	449/330100005	\$222,176.23	\$1.00	199,965.450	\$199,965.45
Total Dollar Value		\$222,176.23			\$199,965.45

Interest Summary

Pool Name	Pool/Account	Month-to-Date Interest	Year-to-Date Interest
Texas Local Government Investment Pool	449/330100005	\$38.08	\$924.40
Total		\$38.08	\$924.40



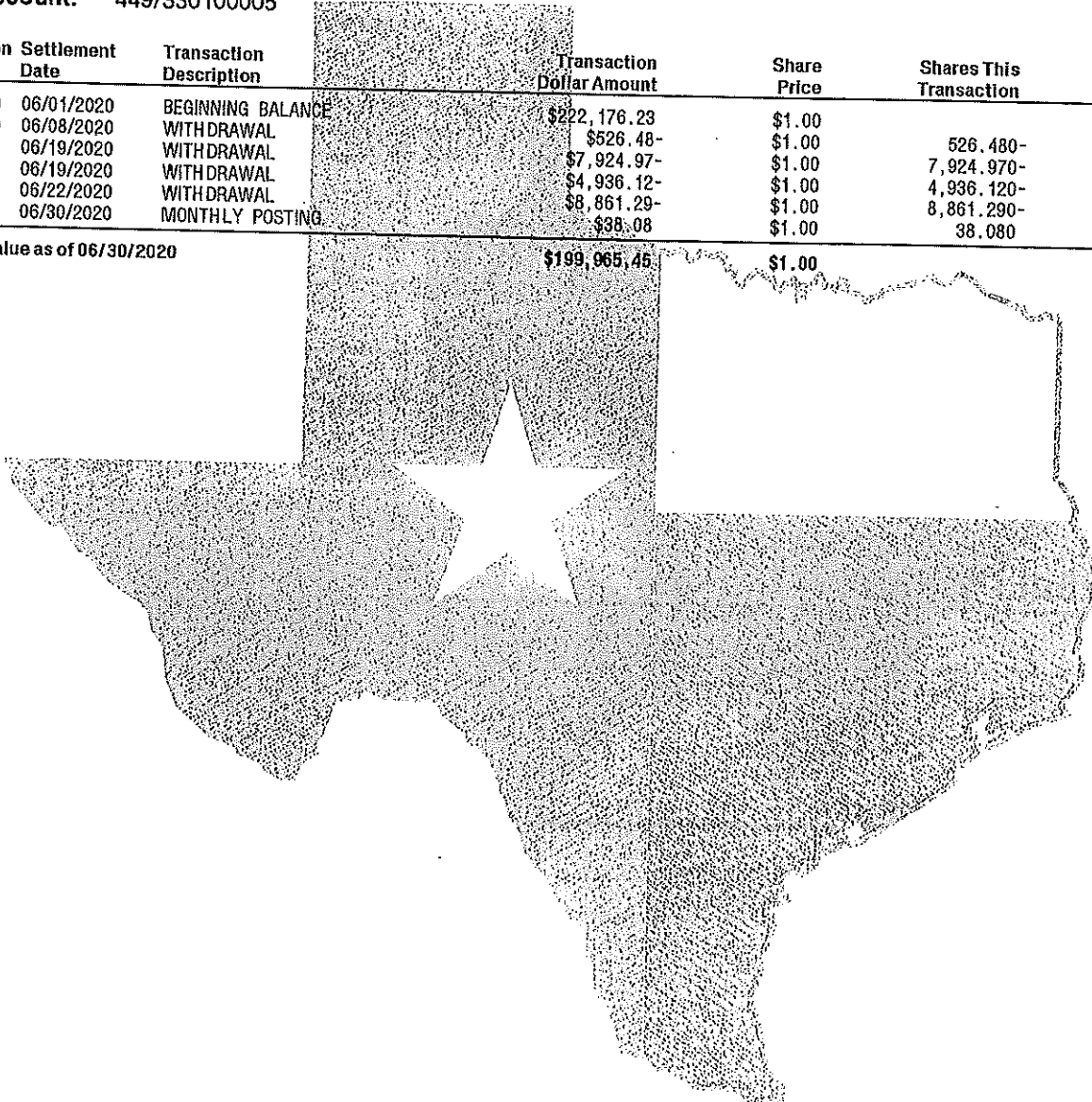
Transaction Detail


Texas Local Government Investment Pool

Participant: **CARSON COUNTY**


Pool/Account: **449/330100005**

Transaction Date	Settlement Date	Transaction Description	Transaction Dollar Amount	Share Price	Shares This Transaction	Shares Owned
06/01/2020	06/01/2020	BEGINNING BALANCE	\$222,176.23	\$1.00		222,176.230
06/08/2020	06/08/2020	WITHDRAWAL	\$526.48-	\$1.00	526.480-	221,649.750
06/19/2020	06/19/2020	WITHDRAWAL	\$7,924.97-	\$1.00	7,924.970-	213,724.780
06/19/2020	06/19/2020	WITHDRAWAL	\$4,936.12-	\$1.00	4,936.120-	208,788.660
06/22/2020	06/22/2020	WITHDRAWAL	\$8,861.29-	\$1.00	8,861.290-	199,927.370
06/30/2020	06/30/2020	MONTHLY POSTING	\$38.08	\$1.00	38.080	199,965.450
Account Value as of 06/30/2020			\$199,965.45	\$1.00		199,965.450





Account History Report



Deposit Reports
Withdrawal Report Scheduler
Transfer Report Access
Multi Transaction Statements
Help / Contact Us
Vendor Payment Inquiry
Update Profile
Maintenance Change Location
Logout

Account History Report

ACCOUNT HISTORY REPORT
Generated: 07/13/2020 9:48 AM ET

Location: 77244
 Acct Nbr: 330100005
 Acct Name: PRECINCT 1
 Location Name: CARSON COUNTY
 Pool Name: TexPool
 Pool Nbr: 449

Settle Date	Transaction Date	Price	Dollar Amt	Account Balance	Transaction Description
06/30/2020	06/30/2020	\$1.00	\$38.08	\$199,965.45	MONTHLY POSTING
06/22/2020	06/22/2020	\$1.00	-\$9,861.29	\$199,927.37	WITHDRAWAL
06/19/2020	06/19/2020	\$1.00	-\$4,936.12	\$208,788.66	WITHDRAWAL
06/19/2020	06/19/2020	\$1.00	-\$7,924.97	\$213,724.78	WITHDRAWAL
06/19/2020	06/19/2020	\$1.00	-\$526.48	\$221,649.75	WITHDRAWAL
06/08/2020	05/25/2020	\$1.00	\$52.06	\$222,176.23	MONTHLY POSTING
05/29/2020	05/22/2020	\$1.00	-\$7,134.00	\$222,124.17	WITHDRAWAL
05/22/2020	05/20/2020	\$1.00	-\$4,887.44	\$229,258.17	WITHDRAWAL
05/20/2020	05/20/2020	\$1.00	-\$7,835.24	\$234,145.61	WITHDRAWAL
05/20/2020	05/12/2020	\$1.00	\$30,000.00	\$241,980.35	ACH DEPOSIT
05/13/2020	05/12/2020	\$1.00	-\$14,611.28	\$211,980.85	WITHDRAWAL
05/12/2020	05/12/2020	\$1.00	\$90.56	\$226,592.11	MONTHLY POSTING
04/30/2020	04/30/2020	\$1.00	-\$3,169.54	\$226,501.55	WITHDRAWAL
04/27/2020	04/27/2020	\$1.00	-\$5,388.19	\$229,671.09	WITHDRAWAL
04/23/2020	04/23/2020	\$1.00	-\$8,694.96	\$235,059.28	WITHDRAWAL
04/23/2020	04/23/2020	\$1.00	-\$3,819.33	\$243,754.24	WITHDRAWAL
04/13/2020	04/13/2020	\$1.00	\$204.57	\$247,573.57	MONTHLY POSTING
03/31/2020	03/31/2020	\$1.00	-\$5,023.81	\$247,369.00	WITHDRAWAL
03/24/2020	03/24/2020	\$1.00	-\$8,083.95	\$252,392.61	WITHDRAWAL
03/24/2020	03/24/2020	\$1.00	-\$9,006.52	\$260,476.76	WITHDRAWAL
03/23/2020	03/12/2020	\$1.00	\$50,000.00	\$269,483.28	ACH DEPOSIT
03/13/2020	03/09/2020	\$1.00	-\$3,285.94	\$219,483.28	WITHDRAWAL
03/09/2020	02/28/2020	\$1.00	\$273.91	\$222,769.22	MONTHLY POSTING
02/28/2020	02/24/2020	\$1.00	-\$9,935.84	\$222,495.31	WITHDRAWAL
02/24/2020	02/24/2020	\$1.00	-\$4,918.71	\$232,431.15	WITHDRAWAL
02/24/2020	02/24/2020	\$1.00	-\$7,907.27	\$237,349.86	WITHDRAWAL
02/24/2020	02/24/2020	\$1.00	\$50,000.00	\$245,257.13	ACH DEPOSIT
02/14/2020	02/13/2020	\$1.00	-\$3,607.42	\$195,257.13	WITHDRAWAL
02/12/2020	02/12/2020	\$1.00	\$20,000.00	\$198,864.55	ACH DEPOSIT
02/05/2020	02/04/2020	\$1.00	\$265.22	\$178,864.55	MONTHLY POSTING
01/31/2020	01/31/2020	\$1.00	-\$4,956.66	\$178,599.33	WITHDRAWAL
01/27/2020	01/27/2020	\$1.00	-\$7,973.27	\$183,555.99	WITHDRAWAL
01/27/2020	01/27/2020	\$1.00	-\$3,963.00	\$191,528.26	WITHDRAWAL
01/21/2020	01/14/2020	\$1.00	-\$7,855.20	\$195,492.26	WITHDRAWAL
01/14/2020	01/14/2020	\$1.00	\$198.87	\$203,347.46	MONTHLY POSTING
12/31/2019	12/24/2019	\$1.00	\$90,000.00	\$203,148.59	ACH DEPOSIT
12/26/2019	12/23/2019	\$1.00	-\$5,784.19	\$113,148.59	WITHDRAWAL
12/23/2019	12/23/2019	\$1.00	-\$5,062.49	\$118,932.78	WITHDRAWAL
12/23/2019	12/23/2019	\$1.00	-\$8,248.47	\$123,995.27	WITHDRAWAL
12/23/2019	12/23/2019	\$1.00	-\$892.31	\$132,243.74	WITHDRAWAL
12/10/2019	12/10/2019	\$1.00	\$145.49	\$133,136.05	MONTHLY POSTING
11/29/2019	11/29/2019	\$1.00	-\$5,371.10	\$132,990.56	WITHDRAWAL
11/25/2019	11/25/2019	\$1.00	-\$5,520.29	\$138,561.66	WITHDRAWAL
11/22/2019	11/22/2019	\$1.00	-\$9,498.84	\$144,091.95	WITHDRAWAL
11/22/2019	11/22/2019	\$1.00	-\$3,580.06	\$153,580.79	WITHDRAWAL
11/12/2019	11/12/2019	\$1.00	\$130,000.00	\$157,260.85	ACH DEPOSIT
11/12/2019	11/08/2019	\$1.00	\$80.61	\$27,260.85	MONTHLY POSTING
10/31/2019	10/31/2019	\$1.00	-\$7,136.40	\$27,180.24	WITHDRAWAL
10/28/2019	10/28/2019	\$1.00	-\$10,676.17	\$34,316.64	WITHDRAWAL
10/28/2019	10/28/2019	\$1.00	-\$4,880.87	\$44,992.81	WITHDRAWAL
10/28/2019	10/15/2019	\$1.00	-\$5,706.75	\$49,873.68	WITHDRAWAL
10/15/2019	09/30/2019	\$1.00	\$141.40	\$55,580.43	MONTHLY POSTING
09/30/2019	09/25/2019	\$1.00	-\$9,724.74	\$55,439.03	WITHDRAWAL
09/25/2019	09/25/2019	\$1.00	-\$6,391.67	\$65,163.77	WITHDRAWAL
09/23/2019	09/23/2019	\$1.00	-\$9,308.74	\$71,555.44	WITHDRAWAL
09/12/2019	09/12/2019	\$1.00	-\$0.07	\$80,864.18	WITHDRAWAL
09/10/2019	09/10/2019	\$1.00	-\$13,186.28	\$80,864.25	WITHDRAWAL
08/30/2019	08/28/2019	\$1.00	\$212.72	\$94,050.53	MONTHLY POSTING
08/28/2019	08/28/2019	\$1.00	-\$6,762.77	\$93,837.81	WITHDRAWAL
08/28/2019	08/28/2019	\$1.00	-\$10,339.42	\$100,600.58	WITHDRAWAL
08/28/2019	08/28/2019	\$1.00	-\$6,168.82	\$110,940.00	WITHDRAWAL
08/27/2019	08/27/2019	\$1.00	-\$3,667.00	\$117,108.82	WITHDRAWAL
08/12/2019	08/12/2019	\$1.00	\$261.72	\$120,975.82	MONTHLY POSTING
07/31/2019	07/31/2019	\$1.00	-\$6,391.72	\$120,714.10	WITHDRAWAL
07/23/2019	07/23/2019	\$1.00	-\$9,698.90	\$127,105.82	WITHDRAWAL
07/23/2019	07/23/2019	\$1.00	-\$10,228.67	\$136,804.72	WITHDRAWAL
07/09/2019	07/08/2019	\$1.00	\$40,000.00	\$147,033.39	ACH DEPOSIT
07/08/2019	07/08/2019	\$1.00	-\$508.50	\$107,033.39	WITHDRAWAL
06/28/2019	06/28/2019	\$1.00	\$251.77	\$107,541.89	MONTHLY POSTING
06/25/2019	06/25/2019	\$1.00	-\$6,363.36	\$107,290.12	WITHDRAWAL
06/25/2019	06/25/2019	\$1.00	-\$9,667.71	\$113,653.48	WITHDRAWAL
06/25/2019	06/25/2019	\$1.00	-\$6,482.48	\$123,321.19	WITHDRAWAL
06/25/2019	06/25/2019	\$1.00	-\$10,108.60	\$129,803.67	WITHDRAWAL

Line	CD Acct#	Balance	Term	Rate	Class	Account	Penalty	Payoff	APY	Type	How	Deliv M	Month	Next
157	26948005939	20000.00	12 Months	10.50%	14	178	28.71	49,978.07	6.50%	3	DDA	0.83	27.50	08/16/2021
158	08/14/2018	130						69.86			50,000.00			
159	08/14/2018	130						72.19			50,000.00			
160	08/14/2018	130						72.19			50,000.00			
161	08/14/2018	130						72.19			50,000.00			
162	08/14/2018	130						72.19			50,000.00			
163	08/14/2018	130						72.19			50,000.00			
164	08/14/2018	130						72.19			50,000.00			
165	08/14/2018	111						33.42			50,000.00			
166	08/14/2018	130						72.19			50,000.00			
167	08/14/2018	130						72.19			50,000.00			
168	08/14/2018	130						72.19			50,000.00			
169	08/14/2018	130						72.19			50,000.00			
170	08/14/2018	130						72.19			50,000.00			
171	08/14/2018	130						72.19			50,000.00			
172	08/14/2018	130						72.19			50,000.00			
173	08/14/2018	130						72.19			50,000.00			
174	08/14/2018	130						72.19			50,000.00			
175	08/14/2018	130						72.19			50,000.00			
176	08/14/2018	130						72.19			50,000.00			
177	08/14/2018	130						72.19			50,000.00			
178	08/14/2018	130						72.19			50,000.00			
179	08/14/2018	130						72.19			50,000.00			
180	08/14/2018	130						72.19			50,000.00			
181	08/14/2018	130						72.19			50,000.00			
182	08/14/2018	130						72.19			50,000.00			

Original Date: 08/14/2018
 Original Issuance: 08/14/2018
 Last Paid: 08/14/2020
 Next Paid: 08/14/2021
 Annual Rate: 10.50%
 Annual Fee: \$8.00
 Pay To Account: 2083
 Holdk: 0
 Holdknt: 600
 YTD: 578.26
 Last Year: 975.22

Meridian.NET Screenshot - CD Inquiry (23124006240)

CD Post #	CD Post #	Balance	Term	Rate	Class	Acctd	Penalty	Exptd	APY	Type	How	Day	Month	Year												
23124006240	23124006240	50,000.00	5 Months	.0055	13	1.30	2.50	43984.70	0.55%	3	DCA	0.75	2.35	11/21/2020												
<table border="1"> <tr> <td>Original Date:</td> <td>05/12/2014</td> </tr> <tr> <td>Original Maturity:</td> <td>11/01/2014</td> </tr> <tr> <td>Insert Date:</td> <td>07/01/2020</td> </tr> <tr> <td>Insert Rate:</td> <td>0.9012020</td> </tr> <tr> <td>Reinsert Date:</td> <td>05/12/2020</td> </tr> <tr> <td>Reinsert Rate:</td> <td>0.9000100</td> </tr> </table>															Original Date:	05/12/2014	Original Maturity:	11/01/2014	Insert Date:	07/01/2020	Insert Rate:	0.9012020	Reinsert Date:	05/12/2020	Reinsert Rate:	0.9000100
Original Date:	05/12/2014																									
Original Maturity:	11/01/2014																									
Insert Date:	07/01/2020																									
Insert Rate:	0.9012020																									
Reinsert Date:	05/12/2020																									
Reinsert Rate:	0.9000100																									
74	05/12/2014	130									DD			50,000.00												
75	07/01/2019	130									DD			50,000.00												
76	05/01/2019	130									DD			50,000.00												
77	05/01/2019	130									DD			50,000.00												
78	05/01/2019	130									DD			50,000.00												
79	05/01/2019	111									DD			50,000.00												
80	05/01/2019	130									DD			50,000.00												
81	07/01/2019	130									DD			50,000.00												
82	07/01/2019	130									DD			50,000.00												
83	05/01/2019	130									DD			50,000.00												
84	05/01/2019	130									DD			50,000.00												
85	11/01/2019	130									DD			50,000.00												
86	11/01/2019	111									DD			50,000.00												
87	11/01/2019	130									DD			50,000.00												
88	05/01/2020	130									DD			50,000.00												
89	05/01/2020	130									DD			50,000.00												
90	05/01/2020	130									DD			50,000.00												
91	05/01/2020	130									DD			50,000.00												
92	05/01/2020	130									DD			50,000.00												
93	05/01/2020	130									DD			50,000.00												
94	05/01/2020	130									DD			50,000.00												
95	05/01/2020	111									DD			50,000.00												
96	05/01/2020	130									DD			50,000.00												
97	07/01/2020	130									DD			50,000.00												
98	07/01/2020	130									DD			50,000.00												
99	07/01/2020	130									DD			50,000.00												

TexPool Participant Services
 1001 Texas Avenue, Suite 1150
 Houston, TX 77002



Participant Statement

CARSON COUNTY
 PRECINT 2
 ATTN DENISE SALZBRENNER
 PO BOX 365
 PANHANDLE TX 79068-0365

Statement Period 06/01/2020 - 06/30/2020

Page 1 of 2

Customer Service 1-866-TEX-POOL
 Location ID 000077244
 Investor ID 000016607

TexPool Update

Visit the newly updated TexPool.com. Our new site is more dynamic, intuitive and engaging, and offers an ideal user experience across any device. We invite you to check it out and experience the many upgrades.

TexPool Summary

Pool Name	Beginning Balance	Total Deposits	Total Withdrawals	Total Interest	Current Balance	Average Balance
Texas Local Government Investment Pool	\$160,799.95	\$0.00	\$25,821.89	\$26.89	\$135,004.95	\$150,948.19
Total Dollar Value	\$160,799.95	\$0.00	\$25,821.89	\$26.89	\$135,004.95	

Portfolio Value

Pool Name	Pool/Account	Market Value (06/01/2020)	Share Price (06/30/2020)	Shares Owned (06/30/2020)	Market Value (06/30/2020)
Texas Local Government Investment Pool	449/330100002	\$160,799.95	\$1.00	135,004.950	\$135,004.95
Total Dollar Value		\$160,799.95			\$135,004.95

Interest Summary

Pool Name	Pool/Account	Month-to-Date Interest	Year-to-Date Interest
Texas Local Government Investment Pool	449/330100002	\$26.89	\$844.98
Total		\$26.89	\$844.98



Statement Period 06/01/2020 - 06/30/2020

Page 2 of 2


Transaction Detail

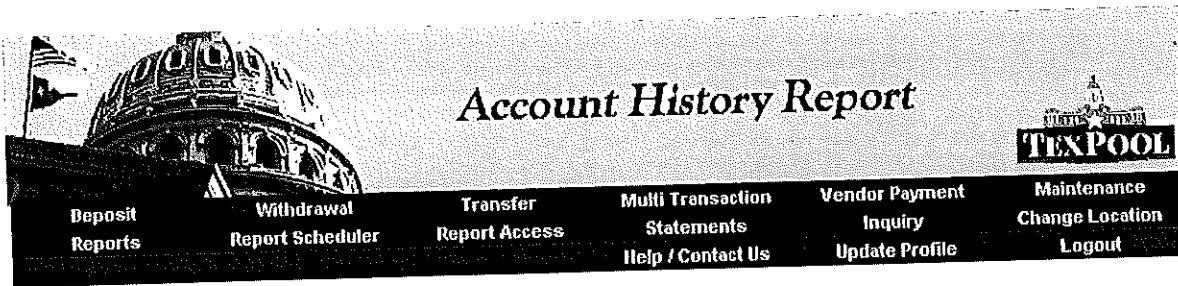
Texas Local Government Investment Pool

Participant: CARSON COUNTY

Pool/Account: 449/330100002

Transaction Date	Settlement Date	Transaction Description	Transaction Dollar Amount	Share Price	Shares This Transaction	Shares Owned
06/01/2020	06/01/2020	BEGINNING BALANCE	\$160,799.95	\$1.00		160,799.950
06/08/2020	06/08/2020	WITHDRAWAL	\$1,033.82-	\$1.00	1,033.820-	159,766.130
06/19/2020	06/19/2020	WITHDRAWAL	\$10,276.28-	\$1.00	10,276.280-	149,489.850
06/19/2020	06/19/2020	WITHDRAWAL	\$5,960.17-	\$1.00	5,960.170-	143,529.680
06/22/2020	06/22/2020	WITHDRAWAL	\$8,551.62-	\$1.00	8,551.620-	134,978.060
06/30/2020	06/30/2020	MONTHLY POSTING	\$26.89	\$1.00	26.890	135,004.950
Account Value as of 06/30/2020			\$135,004.95	\$1.00		135,004.950





Account History Report

TEXPOOL

Deposit Reports	Withdrawal Report Scheduler	Transfer Report Access	Multi Transaction Statements Help / Contact Us	Vendor Payment Inquiry Update Profile	Maintenance Change Location Logout
-----------------	-----------------------------	------------------------	---	--	---------------------------------------

Account History Report

ACCOUNT HISTORY REPORT
Generated: 07/13/2020 9:48 AM ET

Location: 77244
 Acct Nbr: 330100002
 Acct Name: PRECINCT 2
 Location Name: CARSON COUNTY
 Pool Name: TexPool
 Pool Nbr: 449

Settle Date	Transaction Date	Price	Dollar Amt	Account Balance	Transaction Description
06/30/2020	06/30/2020	\$1.00	\$26.89	\$135,004.95	MONTHLY POSTING
06/22/2020	06/22/2020	\$1.00	-\$8,551.62	\$134,978.06	WITHDRAWAL
06/19/2020	06/19/2020	\$1.00	-\$5,960.17	\$143,529.68	WITHDRAWAL
06/19/2020	06/19/2020	\$1.00	-\$10,276.28	\$149,489.95	WITHDRAWAL
06/08/2020	06/08/2020	\$1.00	-\$1,033.82	\$159,766.13	WITHDRAWAL
05/29/2020	05/29/2020	\$1.00	\$36.51	\$160,799.95	MONTHLY POSTING
05/22/2020	05/22/2020	\$1.00	-\$6,149.04	\$160,763.44	WITHDRAWAL
05/20/2020	05/20/2020	\$1.00	-\$5,996.82	\$166,912.48	WITHDRAWAL
05/20/2020	05/20/2020	\$1.00	-\$10,335.95	\$172,909.30	WITHDRAWAL
05/13/2020	05/13/2020	\$1.00	\$40,000.00	\$183,245.25	ACH DEPOSIT
05/12/2020	05/12/2020	\$1.00	-\$3,969.65	\$143,245.25	WITHDRAWAL
04/30/2020	04/30/2020	\$1.00	\$75.15	\$147,214.90	MONTHLY POSTING
04/27/2020	04/27/2020	\$1.00	-\$43,552.56	\$147,139.75	WITHDRAWAL
04/24/2020	04/24/2020	\$1.00	-\$5,950.98	\$190,692.31	WITHDRAWAL
04/24/2020	04/24/2020	\$1.00	-\$10,171.59	\$196,643.29	WITHDRAWAL
04/13/2020	04/13/2020	\$1.00	-\$3,714.21	\$206,814.88	WITHDRAWAL
03/31/2020	03/31/2020	\$1.00	\$172.50	\$210,356.59	MONTHLY POSTING
03/24/2020	03/24/2020	\$1.00	-\$5,850.66	\$216,207.25	WITHDRAWAL
03/24/2020	03/24/2020	\$1.00	-\$10,032.94	\$226,240.19	WITHDRAWAL
03/23/2020	03/23/2020	\$1.00	-\$5,408.79	\$231,648.98	ACH DEPOSIT
03/13/2020	03/13/2020	\$1.00	\$50,000.00	\$181,648.98	WITHDRAWAL
03/09/2020	03/09/2020	\$1.00	-\$3,060.88	\$184,709.86	MONTHLY POSTING
02/28/2020	02/28/2020	\$1.00	\$251.75	\$184,458.11	WITHDRAWAL
02/24/2020	02/24/2020	\$1.00	-\$3,962.40	\$188,420.51	WITHDRAWAL
02/24/2020	02/24/2020	\$1.00	-\$5,923.44	\$194,343.95	WITHDRAWAL
02/24/2020	02/24/2020	\$1.00	-\$10,186.66	\$204,530.61	WITHDRAWAL
02/12/2020	02/12/2020	\$1.00	-\$4,047.86	\$208,578.47	ACH DEPOSIT
02/05/2020	02/04/2020	\$1.00	\$282.18	\$188,578.47	MONTHLY POSTING
01/31/2020	01/31/2020	\$1.00	\$21.00	\$188,296.25	WITHDRAWAL
01/27/2020	01/27/2020	\$1.00	-\$5,901.95	\$194,198.24	WITHDRAWAL
01/27/2020	01/27/2020	\$1.00	-\$10,133.17	\$204,331.41	WITHDRAWAL
01/27/2020	01/27/2020	\$1.00	-\$4,092.31	\$208,423.72	WITHDRAWAL
01/14/2020	01/14/2020	\$1.00	-\$8,048.51	\$216,472.23	MONTHLY POSTING
12/31/2019	12/31/2019	\$1.00	\$220.72	\$216,251.51	ACH DEPOSIT
12/26/2019	12/24/2019	\$1.00	\$90,000.00	\$126,251.51	WITHDRAWAL
12/23/2019	12/23/2019	\$1.00	-\$6,480.21	\$132,731.72	WITHDRAWAL
12/23/2019	12/23/2019	\$1.00	-\$5,861.02	\$138,598.74	WITHDRAWAL
12/23/2019	12/23/2019	\$1.00	-\$10,253.35	\$148,852.09	WITHDRAWAL
12/10/2019	12/10/2019	\$1.00	-\$1,803.56	\$150,655.65	MONTHLY POSTING
11/29/2019	11/29/2019	\$1.00	\$172.75	\$150,482.90	WITHDRAWAL
11/25/2019	11/25/2019	\$1.00	-\$6,358.66	\$156,841.56	WITHDRAWAL
11/22/2019	11/22/2019	\$1.00	-\$5,677.23	\$162,718.79	WITHDRAWAL
11/22/2019	11/22/2019	\$1.00	-\$10,221.20	\$172,939.99	WITHDRAWAL
11/12/2019	11/12/2019	\$1.00	-\$6,189.75	\$179,129.74	ACH DEPOSIT
11/12/2019	11/08/2019	\$1.00	\$130,000.00	\$49,129.74	MONTHLY POSTING
10/31/2019	10/31/2019	\$1.00	\$124.10	\$49,005.64	WITHDRAWAL
10/28/2019	10/28/2019	\$1.00	-\$7,468.94	\$56,474.58	WITHDRAWAL
10/28/2019	10/28/2019	\$1.00	-\$12,690.89	\$69,165.47	WITHDRAWAL
10/28/2019	10/28/2019	\$1.00	-\$5,371.94	\$74,537.41	WITHDRAWAL
10/15/2019	10/15/2019	\$1.00	-\$11,110.18	\$85,647.59	MONTHLY POSTING
09/30/2019	09/30/2019	\$1.00	\$212.93	\$85,434.66	WITHDRAWAL
09/25/2019	09/25/2019	\$1.00	-\$20,006.52	\$105,441.18	WITHDRAWAL
09/25/2019	09/25/2019	\$1.00	-\$15,183.12	\$120,624.30	WITHDRAWAL
09/25/2019	09/25/2019	\$1.00	-\$6,851.64	\$127,475.94	WITHDRAWAL
09/10/2019	09/10/2019	\$1.00	-\$1,708.38	\$129,184.32	MONTHLY POSTING
08/30/2019	08/30/2019	\$1.00	\$274.58	\$128,909.74	WITHDRAWAL
08/28/2019	08/28/2019	\$1.00	-\$5,973.11	\$134,882.85	WITHDRAWAL
08/28/2019	08/28/2019	\$1.00	-\$10,199.09	\$145,081.94	WITHDRAWAL
08/21/2019	08/21/2019	\$1.00	-\$4,494.74	\$149,576.68	WITHDRAWAL
08/12/2019	08/12/2019	\$1.00	-\$5,808.43	\$155,385.11	MONTHLY POSTING
07/31/2019	07/31/2019	\$1.00	\$331.74	\$155,053.37	WITHDRAWAL
07/23/2019	07/23/2019	\$1.00	-\$6,191.50	\$161,244.87	WITHDRAWAL
07/23/2019	07/23/2019	\$1.00	-\$10,586.84	\$171,831.71	WITHDRAWAL
07/23/2019	07/23/2019	\$1.00	-\$9,038.65	\$180,870.36	ACH DEPOSIT
07/09/2019	07/08/2019	\$1.00	\$40,000.00	\$140,870.36	WITHDRAWAL
07/08/2019	07/08/2019	\$1.00	-\$2,882.93	\$143,753.29	MONTHLY POSTING
06/28/2019	06/28/2019	\$1.00	\$326.70	\$143,426.59	WITHDRAWAL
06/25/2019	06/25/2019	\$1.00	-\$5,920.77	\$149,347.36	WITHDRAWAL
06/25/2019	06/25/2019	\$1.00	-\$10,157.99	\$159,505.35	WITHDRAWAL
06/25/2019	06/25/2019	\$1.00	-\$6,982.24	\$166,487.59	WITHDRAWAL
06/11/2019	06/11/2019	\$1.00	-\$15,270.29		

The objective of TexPool (PRIME) is to maintain a stable \$1.00 price. However, the \$1.00 price is not guaranteed or insured by the State of Texas or any other governmental entity. You should

Meridian.NET Screenshot - CD Inquiry (9000451006043)

CD Acct #	CD Acct #	Balance	Term	Rate	Class	Acct'd	Pending	Payoff	APY	Type	How	Orig Yld	Month Yld	Months	Maturity
3000451006043		100,000.00	12 Months	0.8500	91	2,719	73.97	93,582.22	0.8500	3	DDA	2.68	76.44	1	05/07/2021
Original Date: 05/07/2020 Original Maturity: 05/07/2020 Next Pmt: 05/07/2020 Renewal Date: 05/07/2020 Analytical Balance: 100,000.00															
Pay To Account: 25099 Hold # : 0 Hold Acct: 400 YTD: 1,086.57 Last Year: 1,993.14															
132	11/07/2018	130	DD					144.38			100,000.00				
133	01/07/2019	130	DD					144.38			100,000.00				
134	03/07/2019	130	DD					130.41			100,000.00				
135	05/07/2019	130	DD					159.73			100,000.00				
136	07/07/2019	131	DD					202.20			100,000.00				
137	09/07/2019	111	DD					184.82			100,000.00				
138	11/07/2019	130	DD					185.85			100,000.00				
139	01/07/2020	130	DD					185.85			100,000.00				
140	03/07/2020	130	DD					174.79			100,000.00				
141	05/07/2020	130	DD					160.82			100,000.00				
142	07/07/2020	130	DD					145.00			100,000.00				
143	09/07/2020	130	DD					125.85			100,000.00				
144	11/07/2020	130	DD					100.00			100,000.00				
145	01/07/2021	130	DD					73.97			100,000.00				

Meridian.NET Screenshot - CD Inquiry (9000445006058)

CD Acct # 9000445006058		CD Acct # 9000445006058		CD Acct # 9000445006058		CD Acct # 9000445006058		CD Acct # 9000445006058		CD Acct # 9000445006058		CD Acct # 9000445006058		CD Acct # 9000445006058		CD Acct # 9000445006058		CD Acct # 9000445006058																			
CARSON COUNTY PRECINCT 2										Balance:		Term:		Rate:		Class:		Accrual:		Penalty:		Payoff:		APR %:		Type:		How:		Daily Int:		Monthly:		Frequency:			
										50,000.00		12 Months		.00650		14		4.45		25.71		49,977.74		0.85%		3		ODA		0.85		27.50		1		08/1/2021	
General Ledger												Date:	TC:	Loc:	Post Date:	Debit:	Credit:	Balance:																			
131	08/1/2019		89		DD		50,000.00	50,000.00																													
132	12/1/2018		130		DD		0.00	50,000.00																													
133	02/1/2019		130		DD		72.19	50,000.00																													
134	02/1/2019		130		DD		72.19	50,000.00																													
135	04/1/2019		130		DD		72.19	50,000.00																													
136	06/1/2019		130		DD		72.19	50,000.00																													
137	08/1/2019		130		DD		72.19	50,000.00																													
138	10/1/2019		130		DD		72.19	50,000.00																													
139	12/1/2019		130		DD		72.19	50,000.00																													
140	02/1/2020		131		DD		59.42	50,000.00																													
141	04/1/2020		130		DD		59.42	50,000.00																													
142	06/1/2020		130		DD		59.42	50,000.00																													
143	08/1/2020		130		DD		59.42	50,000.00																													
144	10/1/2020		130		DD		59.42	50,000.00																													
145	12/1/2020		130		DD		59.42	50,000.00																													
146	02/1/2021		130		DD		59.42	50,000.00																													
147	04/1/2021		130		DD		59.42	50,000.00																													
148	06/1/2021		130		DD		59.42	50,000.00																													
149	08/1/2021		130		DD		59.42	50,000.00																													
150	10/1/2021		130		DD		59.42	50,000.00																													
151	12/1/2021		130		DD		59.42	50,000.00																													
152	02/1/2022		130		DD		59.42	50,000.00																													
153	04/1/2022		130		DD		59.42	50,000.00																													
154	06/1/2022		130		DD		59.42	50,000.00																													
155	08/1/2022		130		DD		59.42	50,000.00																													
156	10/1/2022		130		DD		59.42	50,000.00																													

Meridian.NET Screenshot - CD Inquiry (9000461006070)

CD Acct #	CD Acct Name	CD Acct Type	CD Acct Status	CD Acct Balance	CD Acct Interest	CD Acct Rate	CD Acct Term	CD Acct Class	CD Acct Asset	CD Acct Payoff	CD Acct APY	CD Acct Type	CD Acct How	CD Acct DblY Int	CD Acct Interest	CD Acct Months	CD Acct Maturity
CD Acct # 3000461006070	CD Acct Name CARSON COUNTY BOARD AND BRIDGE 2	CD Acct Type 5 Months	CD Acct Status 00550	CD Acct Balance 50,000.00	CD Acct Interest 18.89	CD Acct Rate 2.50	CD Acct Term 3	CD Acct Class DD	CD Acct Asset 22.50	CD Acct Payoff 43,965.99	CD Acct APY 0.5%	CD Acct Type 3	CD Acct How HOA	CD Acct DblY Int N/A	CD Acct Interest 22.50	CD Acct Months 1	CD Acct Maturity 1/20/2020
CD Acct # 3000461006070	CD Acct Name	CD Acct Type	CD Acct Status	CD Acct Balance	CD Acct Interest	CD Acct Rate	CD Acct Term	CD Acct Class	CD Acct Asset	CD Acct Payoff	CD Acct APY	CD Acct Type	CD Acct How	CD Acct DblY Int	CD Acct Interest	CD Acct Months	CD Acct Maturity
149	11/20/2018	111	DD	78.44	0.00	2.50	3	DD	22.50	43,965.99	0.5%	3	HOA	N/A	22.50	1	1/20/2020
150	5/12/2019	130	DD	78.44	0.00	2.50	3	DD	22.50	43,965.99	0.5%	3	HOA	N/A	22.50	1	1/20/2020
151	5/12/2019	130	DD	78.44	0.00	2.50	3	DD	22.50	43,965.99	0.5%	3	HOA	N/A	22.50	1	1/20/2020
152	5/12/2019	130	DD	78.44	0.00	2.50	3	DD	22.50	43,965.99	0.5%	3	HOA	N/A	22.50	1	1/20/2020
153	5/12/2019	130	DD	78.44	0.00	2.50	3	DD	22.50	43,965.99	0.5%	3	HOA	N/A	22.50	1	1/20/2020
154	5/12/2019	130	DD	78.44	0.00	2.50	3	DD	22.50	43,965.99	0.5%	3	HOA	N/A	22.50	1	1/20/2020
155	5/12/2019	130	DD	78.44	0.00	2.50	3	DD	22.50	43,965.99	0.5%	3	HOA	N/A	22.50	1	1/20/2020
156	5/12/2019	130	DD	78.44	0.00	2.50	3	DD	22.50	43,965.99	0.5%	3	HOA	N/A	22.50	1	1/20/2020
157	5/12/2019	130	DD	78.44	0.00	2.50	3	DD	22.50	43,965.99	0.5%	3	HOA	N/A	22.50	1	1/20/2020
158	5/12/2019	130	DD	78.44	0.00	2.50	3	DD	22.50	43,965.99	0.5%	3	HOA	N/A	22.50	1	1/20/2020
159	5/12/2019	130	DD	78.44	0.00	2.50	3	DD	22.50	43,965.99	0.5%	3	HOA	N/A	22.50	1	1/20/2020
160	5/12/2019	130	DD	78.44	0.00	2.50	3	DD	22.50	43,965.99	0.5%	3	HOA	N/A	22.50	1	1/20/2020
161	5/12/2019	130	DD	78.44	0.00	2.50	3	DD	22.50	43,965.99	0.5%	3	HOA	N/A	22.50	1	1/20/2020
162	5/12/2019	130	DD	78.44	0.00	2.50	3	DD	22.50	43,965.99	0.5%	3	HOA	N/A	22.50	1	1/20/2020
163	5/12/2019	130	DD	78.44	0.00	2.50	3	DD	22.50	43,965.99	0.5%	3	HOA	N/A	22.50	1	1/20/2020
164	5/12/2019	130	DD	78.44	0.00	2.50	3	DD	22.50	43,965.99	0.5%	3	HOA	N/A	22.50	1	1/20/2020
165	5/12/2019	130	DD	78.44	0.00	2.50	3	DD	22.50	43,965.99	0.5%	3	HOA	N/A	22.50	1	1/20/2020
166	5/12/2019	130	DD	78.44	0.00	2.50	3	DD	22.50	43,965.99	0.5%	3	HOA	N/A	22.50	1	1/20/2020
167	5/12/2019	130	DD	78.44	0.00	2.50	3	DD	22.50	43,965.99	0.5%	3	HOA	N/A	22.50	1	1/20/2020
168	5/12/2019	130	DD	78.44	0.00	2.50	3	DD	22.50	43,965.99	0.5%	3	HOA	N/A	22.50	1	1/20/2020
169	5/12/2019	130	DD	78.44	0.00	2.50	3	DD	22.50	43,965.99	0.5%	3	HOA	N/A	22.50	1	1/20/2020
170	5/12/2019	130	DD	78.44	0.00	2.50	3	DD	22.50	43,965.99	0.5%	3	HOA	N/A	22.50	1	1/20/2020
171	5/12/2019	130	DD	78.44	0.00	2.50	3	DD	22.50	43,965.99	0.5%	3	HOA	N/A	22.50	1	1/20/2020
172	5/12/2019	130	DD	78.44	0.00	2.50	3	DD	22.50	43,965.99	0.5%	3	HOA	N/A	22.50	1	1/20/2020
173	5/12/2019	130	DD	78.44	0.00	2.50	3	DD	22.50	43,965.99	0.5%	3	HOA	N/A	22.50	1	1/20/2020
174	5/12/2019	130	DD	78.44	0.00	2.50	3	DD	22.50	43,965.99	0.5%	3	HOA	N/A	22.50	1	1/20/2020

MeridianNET Screenshot - CD Inquiry (100595)

CD Serial Number																
CD Description		CRISCH COUNTY ROAD AND BRIDGE 2														
CD/FA Acct #	Balance	Term	Rate	Class	Acct #	Penalty	Payoff	APY	Type	Rate	Daily Int	Months	Months	Months		
100595	\$0.00	6 Months	0.0000	13	1479	73.97	49940.02	1.01%	3	0.04	247	7.64	1	09/10/2020		
General Info																
Form	TC	Tr	Pay Date	Date	Debit	Credit	Balance									
08/10/2020	08/10/2020	07/10/2020	08/10/2020	DD	73.97	50,000.00	50,000.00									
08/10/2020	08/10/2020		08/10/2020	DD	73.97		90,000.00									
07/10/2020	07/10/2020		07/10/2020	DD	73.97		90,000.00									

Original Date	07/10/2020
Original Maturity	08/10/2020
Last Pmt	07/10/2020
Reserve Date	08/09/2020
Reserve Balance	\$0.00
Pay Telephone	28989
Headline	0
Headline	0.00
Headline	
YTD:	300.02
Last Year:	0.00

TexPool Participant Services
 1001 Texas Avenue, Suite 1150
 Houston, TX 77002



Participant Statement

CARSON COUNTY
 PRECINT 3
 ATTN DENISE SALZBRENNER
 PO BOX 365
 PANHANDLE TX 79068-0365

Statement Period **06/01/2020 - 06/30/2020**

Page 1 of 2

Customer Service 1-866-TEX-POOL
 Location ID 000077244
 Investor ID 000016609

TexPool Update

Visit the newly updated TexPool.com. Our new site is more dynamic, intuitive and engaging, and offers an ideal user experience across any device. We invite you to check it out and experience the many upgrades.

TexPool Summary

Pool Name	Beginning Balance	Total Deposits	Total Withdrawals	Total Interest	Current Balance	Average Balance
Texas Local Government Investment Pool	\$163,149.48	\$0.00	\$24,468.29	\$27.54	\$138,708.73	\$154,439.72
Total Dollar Value	\$163,149.48	\$0.00	\$24,468.29	\$27.54	\$138,708.73	

Portfolio Value

Pool Name	Pool/Account	Market Value (06/01/2020)	Share Price (06/30/2020)	Shares Owned (06/30/2020)	Market Value (06/30/2020)
Texas Local Government Investment Pool	449/330100004	\$163,149.48	\$1.00	138,708.730	\$138,708.73
Total Dollar Value		\$163,149.48			\$138,708.73

Interest Summary

Pool Name	Pool/Account	Month-to-Date Interest	Year-to-Date Interest
Texas Local Government Investment Pool	449/330100004	\$27.54	\$728.88
Total		\$27.54	\$728.88



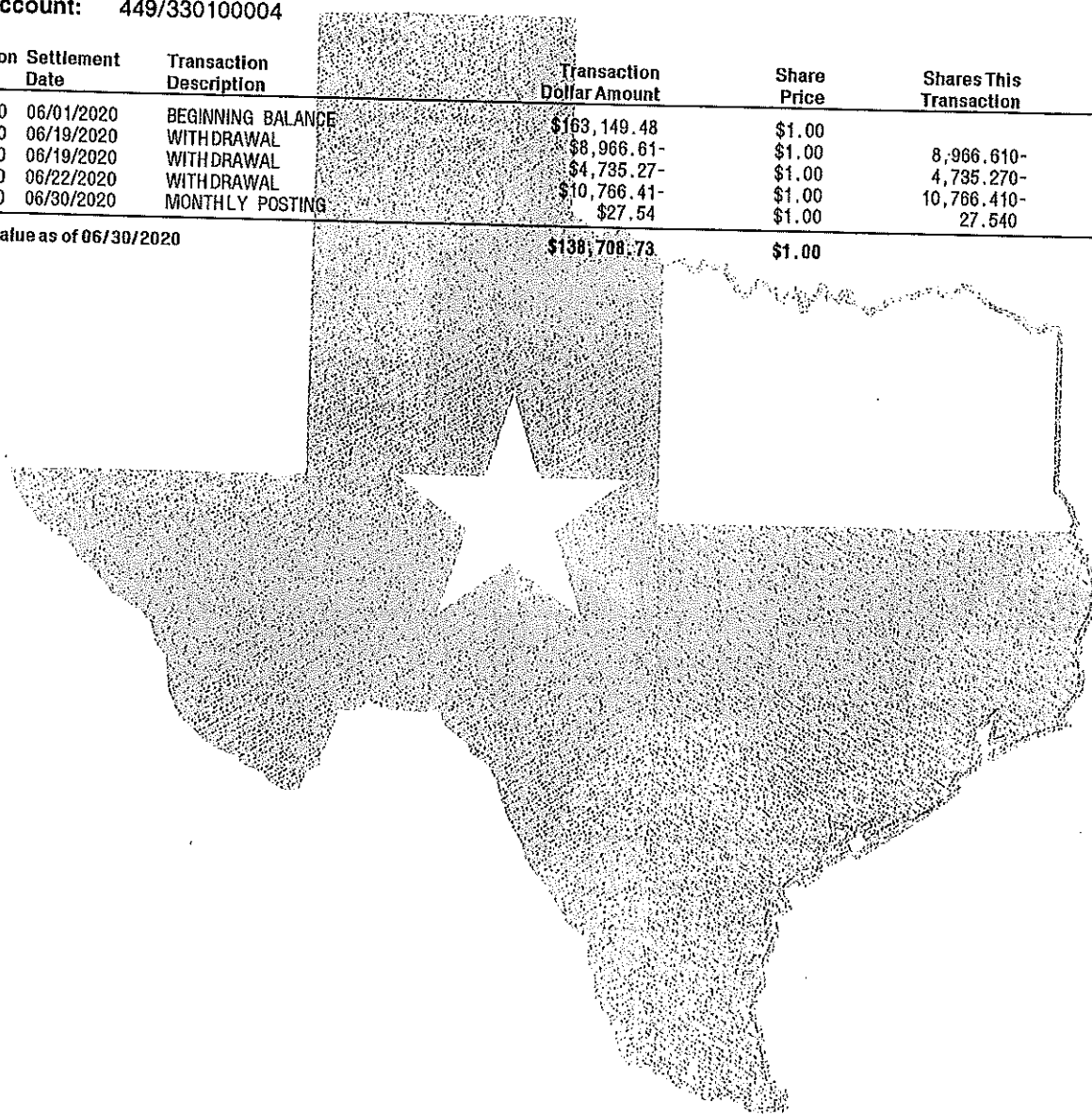
Transaction Detail


Texas Local Government Investment Pool

Participant: CARSON COUNTY


Pool/Account: 449/330100004

Transaction Date	Settlement Date	Transaction Description	Transaction Dollar Amount	Share Price	Shares This Transaction	Shares Owned
06/01/2020	06/01/2020	BEGINNING BALANCE	\$163,149.48	\$1.00		163,149.480
06/19/2020	06/19/2020	WITHDRAWAL	\$8,966.61-	\$1.00	8,966.610-	154,182.870
06/19/2020	06/19/2020	WITHDRAWAL	\$4,735.27-	\$1.00	4,735.270-	149,447.600
06/22/2020	06/22/2020	WITHDRAWAL	\$10,766.41-	\$1.00	10,766.410-	138,681.190
06/30/2020	06/30/2020	MONTHLY POSTING	\$27.54	\$1.00	27.540	138,708.730
Account Value as of 06/30/2020			\$138,708.73	\$1.00		138,708.730





Account History Report



Deposit Reports

Withdrawal Report Scheduler

Transfer Report Access

Multi Transaction Statements
Help / Contact Us

Vendor Payment Inquiry
Update Profile

Maintenance Change Location
Logout

Account History Report

ACCOUNT HISTORY REPORT
Generated: 07/13/2020 9:48 AM ET

Location: 77244
 Acct Nbr: 330100004
 Acct Name: PRECINT 3
 Location Name: CARSON COUNTY
 Pool Name: TexPool
 Pool Nbr: 449

Settle Date	Transaction Date	Price	Dollar Amt	Account Balance	Transaction Description
06/30/2020	06/30/2020	\$1.00	\$27.54	\$138,708.73	MONTHLY POSTING
06/22/2020	06/22/2020	\$1.00	-\$10,766.41	\$138,681.19	WITHDRAWAL
06/19/2020	06/19/2020	\$1.00	-\$4,735.27	\$149,447.60	WITHDRAWAL
06/19/2020	06/19/2020	\$1.00	-\$8,966.61	\$154,182.87	WITHDRAWAL
05/29/2020	05/29/2020	\$1.00	\$39.53	\$163,149.48	MONTHLY POSTING
05/22/2020	05/22/2020	\$1.00	-\$7,165.18	\$163,109.95	WITHDRAWAL
05/20/2020	05/20/2020	\$1.00	-\$5,001.99	\$170,275.13	WITHDRAWAL
05/20/2020	05/20/2020	\$1.00	-\$9,402.06	\$175,277.12	WITHDRAWAL
05/13/2020	05/13/2020	\$1.00	\$10,000.00	\$184,759.18	ACH DEPOSIT
04/30/2020	04/30/2020	\$1.00	\$65.48	\$174,692.70	MONTHLY POSTING
04/27/2020	04/27/2020	\$1.00	-\$3,300.20	\$177,892.90	MONTHLY POSTING
03/31/2020	03/31/2020	\$1.00	\$146.13	\$177,846.77	WITHDRAWAL
03/24/2020	03/24/2020	\$1.00	-\$4,735.71	\$182,583.48	WITHDRAWAL
03/24/2020	03/24/2020	\$1.00	-\$9,402.46	\$191,065.94	WITHDRAWAL
03/23/2020	03/23/2020	\$1.00	-\$4,853.06	\$195,919.00	ACH DEPOSIT
03/13/2020	03/13/2020	\$1.00	\$40,000.00	\$155,919.00	MONTHLY POSTING
02/28/2020	02/28/2020	\$1.00	\$219.49	\$155,699.51	WITHDRAWAL
02/24/2020	02/24/2020	\$1.00	-\$9,379.33	\$165,078.84	WITHDRAWAL
02/24/2020	02/24/2020	\$1.00	-\$5,706.59	\$170,785.43	WITHDRAWAL
02/24/2020	02/24/2020	\$1.00	-\$9,278.22	\$180,063.65	ACH DEPOSIT
02/05/2020	02/04/2020	\$1.00	\$10,000.00	\$180,063.65	MONTHLY POSTING
01/31/2020	01/31/2020	\$1.00	\$229.71	\$170,063.65	MONTHLY POSTING
12/31/2019	12/31/2019	\$1.00	\$234.75	\$169,833.94	MONTHLY POSTING
12/10/2019	12/10/2019	\$1.00	-\$2,549.74	\$172,148.93	MONTHLY POSTING
11/29/2019	11/29/2019	\$1.00	\$237.03	\$171,911.90	MONTHLY POSTING
10/31/2019	10/31/2019	\$1.00	\$278.65	\$171,633.25	MONTHLY POSTING
09/30/2019	09/30/2019	\$1.00	\$330.80	\$171,302.45	WITHDRAWAL
09/25/2019	09/25/2019	\$1.00	-\$9,111.93	\$180,414.38	WITHDRAWAL
09/25/2019	09/25/2019	\$1.00	-\$4,649.65	\$185,064.03	WITHDRAWAL
09/23/2019	09/23/2019	\$1.00	-\$4,141.99	\$189,206.02	WITHDRAWAL
09/10/2019	09/10/2019	\$1.00	-\$1,355.94	\$190,561.96	MONTHLY POSTING
08/30/2019	08/30/2019	\$1.00	\$380.29	\$190,181.67	WITHDRAWAL
08/28/2019	08/28/2019	\$1.00	-\$4,816.40	\$194,998.07	WITHDRAWAL
08/28/2019	08/28/2019	\$1.00	-\$9,613.03	\$204,611.10	WITHDRAWAL
08/27/2019	08/27/2019	\$1.00	-\$3,048.81	\$207,659.91	WITHDRAWAL
08/27/2019	08/27/2019	\$1.00	-\$2,371.01	\$210,030.92	MONTHLY POSTING
08/12/2019	08/12/2019	\$1.00	\$441.86	\$209,589.06	WITHDRAWAL
07/23/2019	07/23/2019	\$1.00	-\$4,635.40	\$214,224.46	WITHDRAWAL
07/23/2019	07/23/2019	\$1.00	-\$8,660.50	\$222,884.96	WITHDRAWAL
07/23/2019	07/23/2019	\$1.00	-\$5,727.76	\$228,612.72	ACH DEPOSIT
07/09/2019	07/08/2019	\$1.00	\$20,000.00	\$208,612.72	MONTHLY POSTING
06/28/2019	06/28/2019	\$1.00	\$436.62	\$208,176.10	WITHDRAWAL
06/25/2019	06/25/2019	\$1.00	-\$4,615.93	\$212,792.03	WITHDRAWAL
06/25/2019	06/25/2019	\$1.00	-\$8,515.64	\$221,307.67	WITHDRAWAL
06/25/2019	06/25/2019	\$1.00	-\$5,572.90		

The objective of TexPool (PRIME) is to maintain a stable \$1.00 price. However, the \$1.00 price is not guaranteed or insured by the State of Texas or any other governmental entity. You should read the TexPool (PRIME) Investment Policy and Information Statement before making an investment in TexPool (PRIME).

Happy State Bank
Attn: Accounting Dept
P.O. Box 68
Happy, TX 79042

Date
Page

06/30/20
1 of 2



002016
002016 XB7ND401 000000
CARSON COUNTY
PRECINCT #3
BOX 365
PANHANDLE, TX 79068



Subject: CDARS® Customer Statement

Legal Account Title: CARSON COUNTY
PRECINCT #3

Below is a summary of your certificate(s) of deposit, which we are holding for you as your custodian. These certificate(s) of deposit have been issued through CDARS by one or more FDIC-insured depository institutions. Should you have any questions, please contact us at 806-558-2265 or send an email to customerservice@happybank.com.

Summary of Accounts Reflecting Placements Through CDARS

Account ID	Effective Date	Maturity Date	Interest Rate	Opening Balance	Ending Balance
1023244779	11/21/19	11/19/20	1.65625%	\$50,000.00	\$50,000.00
TOTAL				\$50,000.00	\$50,000.00



ACCOUNT OVERVIEW

Account ID: 1023244779
Product Name: 52-WEEK PUBLIC FUND CD
Interest Rate: 1.65625%
Account Balance: \$50,000.00
 The Annual Percentage Yield Earned Is 1.67%.

Effective Date: 11/21/19
Maturity Date: 11/19/20
YTD Interest Paid: \$413.20
Int Earned Since Last Stmt: \$68.11

CD Issued by Bank of China

YTD Interest Paid:	\$37.18	05/30/20	OPENING BALANCE	\$4,500.00
Int Earned Since Last Stmt:	\$6.13	06/30/20	Interest Payment	6.13
		06/30/20	Interest Payout To Account 91989343	-6.13
		06/30/20	ENDING BALANCE	\$4,500.00

CD Issued by TIAA, FSB

YTD Interest Paid:	\$376.02	05/30/20	OPENING BALANCE	\$45,500.00
Int Earned Since Last Stmt:	\$61.98	06/30/20	Interest Payment	61.98
		06/30/20	Interest Payout To Account 91989343	-61.98
		06/30/20	ENDING BALANCE	\$45,500.00

Thank you for your business.

Happy State Bank
Attn: Accounting Dept
P.O. Box 68
Happy, TX 79042

Date 06/30/20
Page 1 of 2



002017 002017 XB7ND401 000000
CARSON COUNTY
ROAD & BRIDGE 3
BOX 365
PANHANDLE, TX 79068



Subject: CDARS® Customer Statement

Legal Account Title: CARSON COUNTY
ROAD & BRIDGE 3

Below is a summary of your certificate(s) of deposit, which we are holding for you as your custodian. These certificate(s) of deposit have been issued through CDARS by one or more FDIC-insured depository institutions. Should you have any questions, please contact us at 806-558-2265 or send an email to customerservice@happybank.com.

Summary of Accounts Reflecting Placements Through CDARS

Account ID	Effective Date	Maturity Date	Interest Rate	Opening Balance	Ending Balance
1023561987	02/27/20	08/27/20	1.83316%	\$50,000.00	\$50,000.00
TOTAL				\$50,000.00	\$50,000.00



ACCOUNT OVERVIEW

Account ID: 1023561987
Product Name: 26-WEEK PUBLIC FUND CD
Interest Rate: 1.83316%
Account Balance: \$50,000.00
 The Annual Percentage Yield Earned Is 1.85%.

Effective Date: 02/27/20
Maturity Date: 08/27/20
YTD Interest Paid: \$314.14
Int Earned Since Last Stmt: \$75.39

CD Issued by Bank of America, N. A.

YTD Interest Paid:	\$245.02	05/30/20	OPENING BALANCE	\$39,000.00
Int Earned Since Last Stmt:	\$58.80	06/30/20	Interest Payment	58.80
		06/30/20	Interest Payout To Account 91989343	-58.80
		06/30/20	ENDING BALANCE	\$39,000.00

CD Issued by Bankers Bank

YTD Interest Paid:	\$69.12	05/30/20	OPENING BALANCE	\$11,000.00
Int Earned Since Last Stmt:	\$16.59	06/30/20	Interest Payment	16.59
		06/30/20	Interest Payout To Account 91989343	-16.59
		06/30/20	ENDING BALANCE	\$11,000.00

Thank you for your business.

TexPool Participant Services
 1001 Texas Avenue, Suite 1150
 Houston, TX 77002



Participant Statement

CARSON COUNTY
 PRECINCT 4
 ATTN DENISE SALZBRENNER
 PO BOX 365
 PANHANDLE TX 79068-0365

Statement Period **06/01/2020 - 06/30/2020**

Page 1 of 2

Customer Service **1-866-TEX-POOL**
 Location ID **000077244**
 Investor ID **000016608**

TexPool Update

Visit the newly updated TexPool.com. Our new site is more dynamic, intuitive and engaging, and offers an ideal user experience across any device. We invite you to check it out and experience the many upgrades.

TexPool Summary

Pool Name	Beginning Balance	Total Deposits	Total Withdrawals	Total Interest	Current Balance	Average Balance
Texas Local Government Investment Pool	\$226,972.59	\$0.00	\$28,877.12	\$38.62	\$198,134.09	\$216,972.76
Total Dollar Value	\$226,972.59	\$0.00	\$28,877.12	\$38.62	\$198,134.09	

Portfolio Value

Pool Name	Pool/Account	Market Value (06/01/2020)	Share Price (06/30/2020)	Shares Owned (06/30/2020)	Market Value (06/30/2020)
Texas Local Government Investment Pool	449/330100003	\$226,972.59	\$1.00	198,134.090	\$198,134.09
Total Dollar Value		\$226,972.59			\$198,134.09

Interest Summary

Pool Name	Pool/Account	Month-to-Date Interest	Year-to-Date Interest
Texas Local Government Investment Pool	449/330100003	\$38.62	\$917.27
Total		\$38.62	\$917.27



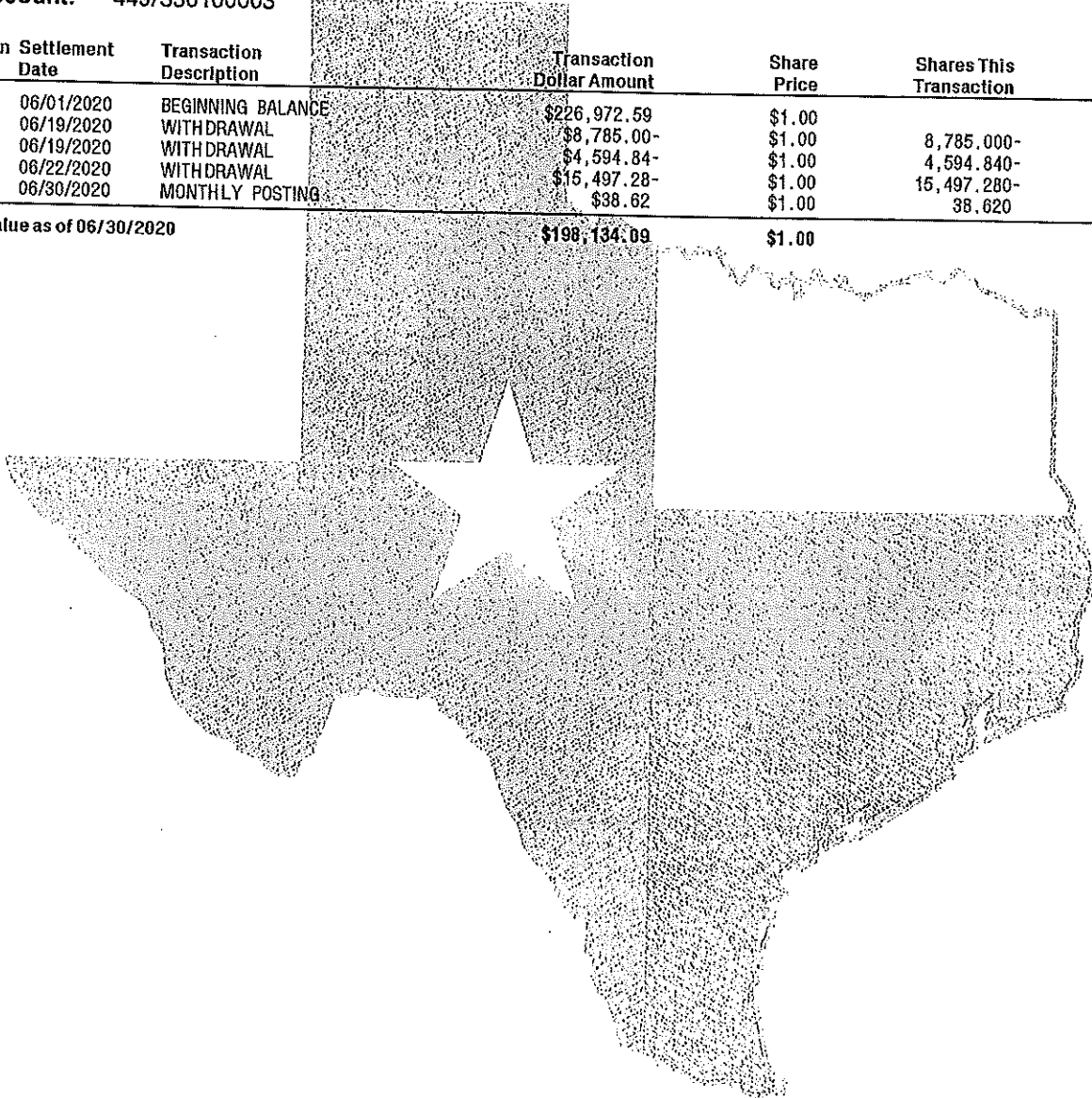
Transaction Detail

Texas Local Government Investment Pool


Participant: CARSON COUNTY

Pool/Account: 449/330100003


Transaction Date	Settlement Date	Transaction Description	Transaction Dollar Amount	Share Price	Shares This Transaction	Shares Owned
06/01/2020	06/01/2020	BEGINNING BALANCE	\$226,972.59	\$1.00		226,972.590
06/19/2020	06/19/2020	WITHDRAWAL	\$8,785.00-	\$1.00	8,785.000-	218,187.590
06/19/2020	06/19/2020	WITHDRAWAL	\$4,594.84-	\$1.00	4,594.840-	213,592.750
06/22/2020	06/22/2020	WITHDRAWAL	\$15,497.28-	\$1.00	15,497.280-	198,095.470
06/30/2020	06/30/2020	MONTHLY POSTING	\$38.62	\$1.00	38.620	198,134.090
Account Value as of 06/30/2020			\$198,134.09	\$1.00		198,134.090



TexPool - Account History Report



Account History Report



Deposit Reports

Withdrawal Report Scheduler

Transfer Report Access

Multi Transaction Statements Help / Contact Us

Vendor Payment Inquiry Update Profile

Maintenance Change Location Logout

Account History Report

ACCOUNT HISTORY REPORT
Generated: 07/13/2020 9:48 AM ET

Location: 71244
Acct Hbr: 330100003
Acct Name: PRECINT 4
Location Name: CARSON COUNTY
Pool Name: TexPool
Pool Nbr: 449

Settle Date	Transaction Date	Price	Dollar Amt	Account Balance	Transaction Description
06/30/2020	06/30/2020	\$1.00	\$38.62	\$198,134.09	MONTHLY POSTING
06/22/2020	06/22/2020	\$1.00	-\$15,497.28	\$198,095.47	WITHDRAWAL
06/19/2020	06/19/2020	\$1.00	-\$4,594.84	\$213,592.75	WITHDRAWAL
06/19/2020	06/19/2020	\$1.00	-\$9,785.00	\$218,187.59	WITHDRAWAL
06/19/2020	05/29/2020	\$1.00	\$55.12	\$226,972.59	MONTHLY POSTING
05/29/2020	05/22/2020	\$1.00	-\$20,481.00	\$226,917.47	WITHDRAWAL
05/22/2020	05/22/2020	\$1.00	-\$4,491.07	\$247,359.47	WITHDRAWAL
05/20/2020	05/20/2020	\$1.00	-\$8,912.62	\$251,989.54	WITHDRAWAL
05/20/2020	05/20/2020	\$1.00	\$20,000.00	\$260,802.16	ACH DEPOSIT
05/13/2020	05/12/2020	\$1.00	\$91.53	\$240,802.16	MONTHLY POSTING
04/30/2020	04/30/2020	\$1.00	-\$4,276.74	\$240,710.65	WITHDRAWAL
04/27/2020	04/27/2020	\$1.00	\$203.17	\$244,986.99	MONTHLY POSTING
03/31/2020	03/31/2020	\$1.00	-\$4,237.74	\$244,783.82	WITHDRAWAL
03/24/2020	03/24/2020	\$1.00	-\$7,576.84	\$249,021.56	WITHDRAWAL
03/24/2020	03/24/2020	\$1.00	-\$6,367.12	\$256,598.40	WITHDRAWAL
03/23/2020	03/23/2020	\$1.00	\$40,000.00	\$262,965.52	ACH DEPOSIT
03/13/2020	03/12/2020	\$1.00	\$287.23	\$222,965.52	MONTHLY POSTING
02/28/2020	02/28/2020	\$1.00	-\$4,347.79	\$222,678.29	WITHDRAWAL
02/24/2020	02/24/2020	\$1.00	-\$4,247.64	\$227,026.08	WITHDRAWAL
02/24/2020	02/24/2020	\$1.00	-\$7,592.97	\$231,273.72	WITHDRAWAL
02/24/2020	02/04/2020	\$1.00	\$60,000.00	\$238,866.69	ACH DEPOSIT
02/05/2020	02/04/2020	\$1.00	\$241.62	\$178,866.69	MONTHLY POSTING
01/31/2020	01/31/2020	\$1.00	\$245.97	\$178,625.07	MONTHLY POSTING
12/31/2019	12/31/2019	\$1.00	-\$269.66	\$178,379.10	WITHDRAWAL
12/10/2019	12/10/2019	\$1.00	\$199.46	\$178,647.76	MONTHLY POSTING
11/29/2019	11/29/2019	\$1.00	\$100,000.00	\$118,448.30	ACH DEPOSIT
11/12/2019	11/08/2019	\$1.00	\$127.12	\$78,448.30	MONTHLY POSTING
10/31/2019	10/31/2019	\$1.00	\$166.94	\$78,321.18	MONTHLY POSTING
09/30/2019	09/30/2019	\$1.00	-\$7,382.09	\$78,154.24	WITHDRAWAL
09/25/2019	09/25/2019	\$1.00	-\$4,067.08	\$85,536.33	WITHDRAWAL
09/25/2019	09/25/2019	\$1.00	-\$7,623.93	\$89,603.41	WITHDRAWAL
09/23/2019	09/10/2019	\$1.00	-\$2,247.53	\$97,227.34	WITHDRAWAL
09/10/2019	08/30/2019	\$1.00	\$216.59	\$99,474.87	MONTHLY POSTING
08/30/2019	08/28/2019	\$1.00	-\$4,072.93	\$99,258.28	WITHDRAWAL
08/28/2019	08/28/2019	\$1.00	-\$7,391.73	\$103,331.21	WITHDRAWAL
08/28/2019	08/27/2019	\$1.00	-\$3,763.76	\$110,722.94	WITHDRAWAL
08/27/2019	08/27/2019	\$1.00	-\$14,027.60	\$114,486.70	WITHDRAWAL
08/12/2019	08/12/2019	\$1.00	\$278.90	\$128,514.30	MONTHLY POSTING
07/31/2019	07/31/2019	\$1.00	-\$4,056.56	\$128,235.40	WITHDRAWAL
07/23/2019	07/23/2019	\$1.00	-\$7,364.68	\$132,291.96	WITHDRAWAL
07/23/2019	07/23/2019	\$1.00	-\$9,003.56	\$139,656.64	WITHDRAWAL
07/23/2019	07/08/2019	\$1.00	\$20,000.00	\$148,660.20	ACH DEPOSIT
07/09/2019	07/08/2019	\$1.00	\$314.85	\$128,660.20	MONTHLY POSTING
06/28/2019	06/28/2019	\$1.00	-\$4,041.44	\$132,386.79	WITHDRAWAL
06/25/2019	06/25/2019	\$1.00	-\$7,339.61	\$139,726.60	WITHDRAWAL
06/25/2019	06/25/2019	\$1.00	-\$29,397.36		

The objective of TexPool [PRIME] is to maintain a stable \$1.00 price. However, the \$1.00 price is not guaranteed or insured by the State of Texas or any other governmental entity. You should read the TexPool [PRIME] Investment Policy and Information Statement before making an investment in TexPool [PRIME].

Happy State Bank
Attn: Accounting Dept
P.O. Box 68
Happy, TX 79042

Date 06/30/20
Page 1 of 2



002018 002018 XB7ND401 000000
CARSON COUNTY
ROAD & BRIDGE 4
BOX 365
PANHANDLE, TX 79068



Subject: CDARS® Customer Statement

Legal Account Title: CARSON COUNTY
ROAD & BRIDGE 4

Below is a summary of your certificate(s) of deposit, which we are holding for you as your custodian. These certificate(s) of deposit have been issued through CDARS by one or more FDIC-insured depository institutions. Should you have any questions, please contact us at 806-558-2265 or send an email to customerservice@happybank.com.

Summary of Accounts Reflecting Placements Through CDARS

Account ID	Effective Date	Maturity Date	Interest Rate	Opening Balance	Ending Balance
1023561979	02/27/20	08/27/20	1.83316%	\$50,000.00	\$50,000.00
1023553801	02/27/20	02/25/21	1.88222%	\$100,000.00	\$100,000.00
TOTAL				\$150,000.00	\$150,000.00



ACCOUNT OVERVIEW

Account ID: 1023561979
Product Name: 26-WEEK PUBLIC FUND CD
Interest Rate: 1.83316%
Account Balance: \$50,000.00
The Annual Percentage Yield Earned is 1.85%.

Effective Date: 02/27/20
Maturity Date: 08/27/20
YTD Interest Paid: \$314.13
Int Earned Since Last Stmt: \$75.39

CD Issued by Bankers Bank

YTD Interest Paid:	\$314.13	05/30/20	OPENING BALANCE	\$50,000.00
Int Earned Since Last Stmt:	\$75.39	06/30/20	Interest Payment	75.39
		06/30/20	Interest Payout To Account 91989343	-75.39
		06/30/20	ENDING BALANCE	\$50,000.00

ACCOUNT OVERVIEW

Account ID: 1023553801
Product Name: 52-WEEK PUBLIC FUND CD
Interest Rate: 1.88222%
Account Balance: \$100,000.00
The Annual Percentage Yield Earned is 1.90%.

Effective Date: 02/27/20
Maturity Date: 02/25/21
YTD Interest Paid: \$645.07
Int Earned Since Last Stmt: \$154.82

CD Issued by Partners Bank

YTD Interest Paid:	\$645.07	05/30/20	OPENING BALANCE	\$100,000.00
Int Earned Since Last Stmt:	\$154.82	06/30/20	Interest Payment	154.82
		06/30/20	Interest Payout To Account 91989343	-154.82
		06/30/20	ENDING BALANCE	\$100,000.00

Thank you for your business.

Happy State Bank
Attn: Accounting Dept
P.O. Box 68
Happy, TX 79042

Date
Page

06/30/20
1 of 2



002015

002015 XB7ND401 000000
CARSON COUNTY
PCT 4
BOX 365
PANHANDLE, TX 79068



Subject: CDARS® Customer Statement

Legal Account Title: CARSON COUNTY
PCT 4

Below is a summary of your certificate(s) of deposit, which we are holding for you as your custodian. These certificate(s) of deposit have been issued through CDARS by one or more FDIC-insured depository institutions. Should you have any questions, please contact us at 806-558-2265 or send an email to customerservice@happybank.com.

Summary of Accounts Reflecting Placements Through CDARS

Account ID	Effective Date	Maturity Date	Interest Rate	Opening Balance	Ending Balance
1023728423	04/23/20	04/22/21	0.42412%	\$50,000.00	\$50,000.00
TOTAL				\$50,000.00	\$50,000.00



ACCOUNT OVERVIEW

Account ID: 1023728423
Product Name: 52-WEEK PUBLIC FUND CD
Interest Rate: 0.42412%
Account Balance: \$50,000.00
The Annual Percentage Yield Earned Is 0.43%.

Effective Date: 04/23/20
Maturity Date: 04/22/21
YTD Interest Paid: \$40.09
Int Earned Since Last Stmt: \$17.43

CD Issued by Western Alliance Bank

YTD Interest Paid: \$40.09
Int Earned Since Last Stmt: \$17.43

05/30/20	OPENING BALANCE	\$50,000.00
06/30/20	Interest Payment	17.43
06/30/20	Interest Payout To Account 91989343	-17.43
06/30/20	ENDING BALANCE	\$50,000.00

Thank you for your business.

Happy State Bank
Attn: Accounting Dept
P.O. Box 68
Happy, TX 79042

Date
Page

06/30/20
1 of 2



002014
1100

002014 XB7ND401 000000
CARSON COUNTY
PCT # 4
BOX 365
PANHANDLE, TX 79068



Subject: CDARS® Customer Statement
Legal Account Title: CARSON COUNTY
PCT # 4

Below is a summary of your certificate(s) of deposit, which we are holding for you as your custodian. These certificate(s) of deposit have been issued through CDARS by one or more FDIC-insured depository institutions. Should you have any questions, please contact us at 806-558-2265 or send an email to customerservice@happybank.com.

Summary of Accounts Reflecting Placements Through CDARS

Account ID	Effective Date	Maturity Date	Interest Rate	Opening Balance	Ending Balance
1023887777	06/11/20	06/10/21	0.49876%	\$0.00	\$100,000.00
TOTAL				\$0.00	\$100,000.00



ACCOUNT OVERVIEW

Account ID: 1023887777
Product Name: 52-WEEK PUBLIC FUND CD
Interest Rate: 0.49876%
Account Balance: \$100,000.00
The Annual Percentage Yield Earned is 0.50%.

Effective Date: 06/11/20
Maturity Date: 06/10/21
YTD Interest Paid: \$27.33
Int Earned Since Last Stmt: \$27.33

CD Issued by Glacier Bank

YTD Interest Paid: \$27.33
Int Earned Since Last Stmt: \$27.33

06/11/20	OPENING BALANCE	\$0.00
06/11/20	Deposit	100,000.00
06/30/20	Interest Payment	27.33
06/30/20	Interest Payout To Account 91989343	-27.33
06/30/20	ENDING BALANCE	\$100,000.00

Thank you for your business.

Happy State Bank
Attn: Accounting Dept
P.O. Box 68
Happy, TX 79042

Date 06/30/20
Page 1 of 3



002012
002012 XB7ND401 000000
CARSON COUNTY
HEALTH CARE
BOX 365
PANHANDLE, TX 79068



Subject: CDARS® Customer Statement

Legal Account Title: CARSON COUNTY
HEALTH CARE

Below is a summary of your certificate(s) of deposit, which we are holding for you as your custodian. These certificate(s) of deposit have been issued through CDARS by one or more FDIC-insured depository institutions. Should you have any questions, please contact us at 806-558-2265 or send an email to customerservice@happybank.com.

Summary of Accounts Reflecting Placements Through CDARS

Account ID	Effective Date	Maturity Date	Interest Rate	Opening Balance	Ending Balance
1023524895	02/20/20	02/18/21	1.88222%	\$25,000.00	\$25,000.00
1023825429	05/21/20	05/20/21	0.47387%	\$50,000.00	\$50,000.00
1023890107	06/11/20	06/10/21	0.49876%	\$0.00	\$25,000.00
1023120468	10/17/19	10/15/20	1.97051%	\$75,000.00	\$75,000.00
TOTAL				\$150,000.00	\$175,000.00



ACCOUNT OVERVIEW

Account ID: 1023120468
 Product Name: 52-WEEK PUBLIC FUND CD
 Interest Rate: 1.97051%
 Account Balance: \$75,000.00
 The Annual Percentage Yield Earned Is 1.99%.

Effective Date: 10/17/19
 Maturity Date: 10/15/20
 YTD Interest Paid: \$737.51
 Int Earned Since Last Stmt: \$121.57

CD Issued by Bank Hapoalim B.M.

YTD Interest Paid:	\$737.51	05/30/20	OPENING BALANCE	\$75,000.00
Int Earned Since Last Stmt:	\$121.57	06/30/20	Interest Payment	121.57
		06/30/20	Interest Payout To Account 600571	-121.57
		06/30/20	ENDING BALANCE	\$75,000.00

ACCOUNT OVERVIEW

Account ID: 1023524895
 Product Name: 52-WEEK PUBLIC FUND CD
 Interest Rate: 1.88222%
 Account Balance: \$25,000.00
 The Annual Percentage Yield Earned Is 1.90%.

Effective Date: 02/20/20
 Maturity Date: 02/18/21
 YTD Interest Paid: \$170.29
 Int Earned Since Last Stmt: \$38.70

CD Issued by East West Bank

YTD Interest Paid:	\$170.29	05/30/20	OPENING BALANCE	\$25,000.00
Int Earned Since Last Stmt:	\$38.70	06/30/20	Interest Payment	38.70
		06/30/20	Interest Payout To Account 600571	-38.70
		06/30/20	ENDING BALANCE	\$25,000.00

ACCOUNT OVERVIEW

Account ID: 1023825429
 Product Name: 52-WEEK PUBLIC FUND CD
 Interest Rate: 0.47387%
 Account Balance: \$50,000.00
 The Annual Percentage Yield Earned Is 0.48%.

Effective Date: 05/21/20
 Maturity Date: 05/20/21
 YTD Interest Paid: \$26.62
 Int Earned Since Last Stmt: \$19.48

CD Issued by Manufacturers Bank

YTD Interest Paid:	\$26.62	05/30/20	OPENING BALANCE	\$50,000.00
Int Earned Since Last Stmt:	\$19.48	06/30/20	Interest Payment	19.48
		06/30/20	Interest Payout To Account 600571	-19.48
		06/30/20	ENDING BALANCE	\$50,000.00

ACCOUNT OVERVIEW

Account ID: 1023890107
 Product Name: 52-WEEK PUBLIC FUND CD
 Interest Rate: 0.49876%
 Account Balance: \$25,000.00
 The Annual Percentage Yield Earned Is 0.50%.

Effective Date: 06/11/20
 Maturity Date: 06/10/21
 YTD Interest Paid: \$6.83
 Int Earned Since Last Stmt: \$6.83

CD Issued by Glacier Bank

YTD Interest Paid: \$6.83
Int Earned Since Last Stmt: \$6.83

06/11/20	OPENING BALANCE	\$0.00
06/11/20	Deposit	25,000.00
06/30/20	Interest Payment	6.83
06/30/20	Interest Payout To Account 600571	-6.83
06/30/20	ENDING BALANCE	\$25,000.00

Thank you for your business.

Happy State Bank
Attn: Accounting Dept
P.O. Box 68
Happy, TX 79042

Date
Page

06/30/20
1 of 2



002009

002009 XB7ND401 000000
CARSON COUNTY
COURTHOUSE SECURITY
BOX 365
PANHANDLE, TX 79068



Subject: CDARS® Customer Statement

Legal Account Title: CARSON COUNTY
COURTHOUSE SECURITY

Below is a summary of your certificate(s) of deposit, which we are holding for you as your custodian. These certificate(s) of deposit have been issued through CDARS by one or more FDIC-insured depository institutions. Should you have any questions, please contact us at 806-558-2265 or send an email to customerservice@happybank.com.

Summary of Accounts Reflecting Placements Through CDARS

Account ID	Effective Date	Maturity Date	Interest Rate	Opening Balance	Ending Balance
1023890263	06/11/20	06/10/21	0.49876%	\$0.00	\$30,000.00
TOTAL				\$0.00	\$30,000.00



ACCOUNT OVERVIEW

Account ID: 1023890263
Product Name: 52-WEEK PUBLIC FUND CD
Interest Rate: 0.49876%
Account Balance: \$30,000.00
The Annual Percentage Yield Earned is 0.50%.

Effective Date: 06/11/20
Maturity Date: 06/10/21
YTD Interest Paid: \$8.20
Int Earned Since Last Stmt: \$8.20

CD Issued by Glacier Bank

YTD Interest Paid:	\$8.20	06/11/20	OPENING BALANCE	\$0.00
Int Earned Since Last Stmt:	\$8.20	06/11/20	Deposit	30,000.00
		06/30/20	Interest Payment	8.20
		06/30/20	Interest Payout To Account 920789	-8.20
		06/30/20	ENDING BALANCE	\$30,000.00

Thank you for your business.

Happy State Bank
Attn: Accounting Dept
P.O. Box 68
Happy, TX 79042

Date
Page

06/30/20
1 of 2



002013 XB7ND401 000000

CARSON COUNTY
JP JUDICIAL TECHNOLOGY
BOX 365
PANHANDLE, TX 79068



Subject: CDARS® Customer Statement

Legal Account Title: CARSON COUNTY
JP JUDICIAL TECHNOLOGY

Below is a summary of your certificate(s) of deposit, which we are holding for you as your custodian. These certificate(s) of deposit have been issued through CDARS by one or more FDIC-insured depository institutions. Should you have any questions, please contact us at 806-558-2265 or send an email to customerservice@happybank.com.

Summary of Accounts Reflecting Placements Through CDARS

Account ID	Effective Date	Maturity Date	Interest Rate	Opening Balance	Ending Balance
1023431714	01/23/20	07/23/20	1.70542%	\$10,000.00	\$10,000.00
TOTAL				\$10,000.00	\$10,000.00



ACCOUNT OVERVIEW

Account ID: 1023431714
Product Name: 26-WEEK PUBLIC FUND CD
Interest Rate: 1.70542%
Account Balance: \$10,000.00
The Annual Percentage Yield Earned is 1.72%.

Effective Date: 01/23/20
Maturity Date: 07/23/20
YTD Interest Paid: \$74.81
Int Earned Since Last Stmt: \$14.03

CD Issued by TriState Capital Bank

YTD Interest Paid: \$74.81
Int Earned Since Last Stmt: \$14.03

05/30/20	OPENING BALANCE	\$10,000.00
06/30/20	Interest Payment	14.03
06/30/20	Interest Payout To Account 408794	-14.03
06/30/20	ENDING BALANCE	\$10,000.00

Thank you for your business.

Mendian,NET Screenshot - CD Inquiry (23248006113)

CD Account #	Balance	Term	Rate	Class	Acctd	Payable	Payed	APY	Type	How	Unit/Sec	Month	Maturity								
CD018A06113	20,000.00	12 Months	0.0300	N	2065	21.37	18,999.29	1.30%	3	Check	0.01	1	10/17/2020								
<table border="1"> <tr> <td>From:</td> <td>10/17/2011</td> <td>To:</td> <td>05/17/2020</td> </tr> <tr> <td>From:</td> <td>10/17/2011</td> <td>To:</td> <td>05/17/2020</td> </tr> </table>														From:	10/17/2011	To:	05/17/2020	From:	10/17/2011	To:	05/17/2020
From:	10/17/2011	To:	05/17/2020																		
From:	10/17/2011	To:	05/17/2020																		
180	150				CC																
181	150				CC																
182	150				CC																
183	150				CC																
184	150				CC																
185	150				CC																
186	150				CC																
187	150				CC																
188	150				CC																
189	150				CC																
190	150				CC																
191	150				CC																
192	150				CC																
193	150				CC																
194	150				CC																
195	150				CC																
196	150				CC																
197	150				CC																
198	150				CC																
199	150				CC																
200	150				CC																
201	150				CC																
202	150				CC																
203	150				CC																
204	150				CC																
205	150				CC																
206	150				CC																
207	150				CC																
208	150				CC																
209	150				CC																
210	150				CC																
211	150				CC																
212	150				CC																
213	150				CC																
214	150				CC																
215	150				CC																
216	150				CC																
217	150				CC																
218	150				CC																
219	150				CC																
220	150				CC																
221	150				CC																

Original Date: 10/17/2011
 Original Maturity: 10/17/2012
 Last Paid: 05/17/2020
 Renewal Date: 10/17/2019
 Available Balance: 20,000.00
 Pay To Account: 0
 Hold: 0
 Holdback: 0.00
 Holdback: 0.00
 YTD: 190.25
 Last Year: 543.32

